

PARK
TOWN
RESIDENCE

**A CITY IN NATURE
A HOME IN A GARDEN
A TOWN IN A PARK**

Thoughtfully designed as a nature-inspired extension of Tampines' natural landscape, PARKTOWN Residence spans 50,700 sqm on Tampines Street 62, offering 1,193 homes ranging from 1-bedroom + study to 5-bedroom.


With direct access to a Retail Mall, MRT Station, Bus Interchange, Green Boulevard, Hawker Centre, and Community Club, it sets a new benchmark for next-generation living.

INSPIRED BY NATURE

The name Tampinus River appeared over 200 years ago in Franklin and Jackson's map of Singapore. It is likely derived from the tall tampines trees that once grew along its banks. Known for their strength, hardness, and durability, these hardwood trees were highly valued by the local community.

In its early days, Tampines was home to extensive rubber plantations. Tampines Road, from which Tampines Town takes its name, was also referred to in Hokkien as *kam kong sai kong khei ki*, meaning 'beside the creek at Kampong Saigon'.

Source 1. Journal of the Straits Branch of the Royal Asiatic Society. (1904). No. 42, 134.



EASTERN CORRIDOR



TAMPINES PARK CONNECTOR

MODEL TOWNSHIP

As Tampines evolved, it exemplified Singapore's forward-thinking urban planning and community-driven development. In 1979, it became the first town designed with a precinct planning concept, fostering neighbourliness through thoughtful layouts.

This pioneering approach earned global recognition in 1992 when Tampines received the United Nations' World Habitat Award for its outstanding high-density, high-quality housing that strengthened social bonds. In 2010, it became Singapore's first cycling town, with dedicated paths connecting residential areas to MRT stations, community centres, and other key amenities.

Source

Precinct Planning Concept: <https://www.hdb.gov.sg/about-us/history/hdb-towns-your-home/tampines>

World Habitat Awards: <https://world-habitat.org/world-habitat-awards/winnersand-finalists/tampines-town/>

1st cycling town: <https://www.straitstimes.com/singapore/transport/cyclingnetwork-in-tampines-to-be-tripled-by-2022-in-transformation-to-walking>

NESTLED IN GREENERY A TOWN GROWS



VISION

Today, Tampines, shaped like a leaf, embodies the delicate balance between urban living and nature, as reflected in its thoughtfully designed housing estates. With residences surrounded by green spaces, cycling paths, and park connectors, the town mirrors the intricate veins of a leaf, seamlessly linking homes to nature and amenities.

As one of Singapore's most developed regional centres, Tampines continues to set the standard for connectivity and sustainable urban living—a vision that evolves further in **The New Tampines**.

THE NEW TAMPINES

Welcome to PARKTOWN Residence, where mindful design creates unique spaces to unwind, discover, and gather—whether it's a stroll along scenic trails, a quiet moment in the park, or a lively evening in town. Designed with green living in mind, PARKTOWN Residence bridges the north and south of Tampines, putting you at the centre of an expansive, thriving area in the East.

As part of the Eastern Gateway's transformative masterplan, which includes the Changi Business Park rejuvenation and Paya Lebar Airbase redevelopment, PARKTOWN Residence offers effortless connectivity, vibrant community spaces, and access to nature—shaping a lively, future-ready neighbourhood that is Green, Connected, and Growing.



A GREEN TOWN

Venture beyond PARKTOWN Residence, where the beauty of Tampines' natural landscape continues to unfold, offering endless opportunities to embrace a lifestyle intertwined with nature.



FOR ILLUSTRATION ONLY

AT THE HEART OF TAMPINES

1 The Green Boulevard at PARKTOWN Residence serves as a vital link in Tampines' green corridor, connecting Sungei Api Api in the north to Tampines Boulevard Park, Tampines Eco Green, and Sun Plaza Park in the south.



TAMPINES BOULEVARD PARK



SUNGEI API API PARK



SUN PLAZA PARK

MORE NATURE, MORE LIFE

2 **ACTIVE, BEAUTIFUL, CLEAN WATERS (ABC) PROGRAMME¹**



Experience the transformation of Sungei Api Api into a vibrant waterfront, featuring lookout decks, shelters, and a community plaza.

3 **SUSTAINABILITY @ TAMPINES PARK²**



Join Singapore's pioneering community-based circular ecosystem, turning food waste into resources for local food production.

4 **TAMPINES ECO GREEN³**



Explore a 36-hectare ecological park with open grasslands, freshwater wetlands, and a rainforest, offering a sanctuary for wildlife in their natural habitat.

Source

¹ Public Utilities Board (PUB)

² The Council for Third Age (C3A)

³ National Parks Board (NParks)

A CONNECTED TOWN

At PARKTOWN Residence, enjoy unparalleled convenience with train, road, bus, cycling, and walking options, ensuring effortless connectivity to all parts of Singapore.



Legend

- New cycling paths (4KM) and upgraded existing cycling paths (1KM)
- Current cycling paths (13KM)
- - - Future cycling paths
- Park Connector
- - - Future Park Connector

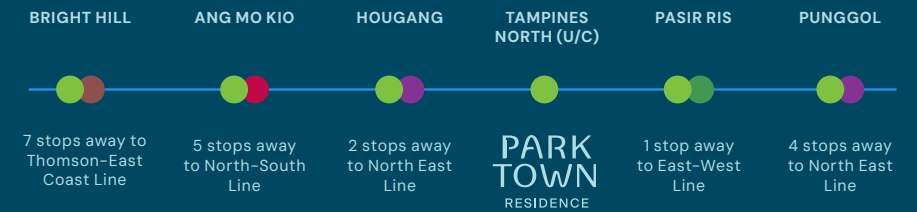
FOR ILLUSTRATION ONLY

EVERYWHERE IS EASY

With the upcoming Tampines North MRT station, slated to open by 2030, and the air-conditioned Bus Interchange at your doorstep, commuting from PARKTOWN Residence is effortless. For drivers, swift access to the TPE, PIE, and KPE brings the rest of Singapore within easy reach.



● THE CROSS ISLAND MRT LINE



A GROWING CYCLING NETWORK



13KM MORE CYCLING PATHS⁴

An additional 13KM of cycling paths are set to be completed by 2026, expanding Tampines' cycling network to 30KM.



18KM OF PARK CONNECTORS⁵

Ride through the Eastern Corridor, effortlessly connecting you to Pasir Ris, East Coast Park, and the Round Island Route.



NEW CYCLING BRIDGE AND UNDERPASS⁶

The upcoming cycling bridge and underpass will allow you to cycle to Pasir Ris and Simei without the hassle of dismounting.

Source

- ⁴ Land Transport Authority (LTA)
- ⁵ National Parks Board (NParks)
- ⁶ Land Transport Authority (LTA)



A GROWING TOWN

PARKTOWN Residence is part of the rapidly developing Eastern Region where you can enjoy close proximity to emerging business hubs, educational institutions, and recreational facilities.



AN EXCITING FUTURE FOR TAMPINES NORTH

As part of the East Region Master Plan, Tampines North will feature essential facilities—including community clubs, schools, and polyclinics—to support the growing community.

21,000 new homes and Green spaces at Tampines North	Tampines North as a commercial & transport hub	Upcoming rejuvenation plans for Tampines Regional Center



TAMPINES NORTH

PROXIMITY TO BUSINESS HUBS



PUNGGOL DIGITAL DISTRICT⁷

Singapore's first smart district combines business park spaces with the Singapore Institute of Technology (SIT) campus, integrating industries and education, potentially creating 28,000 jobs.



FUTURE PAYA LEBAR AIRBASE DEVELOPMENT⁸

The relocation of Paya Lebar Airbase in 2030 will free up 800 hectares of land, which will be progressively developed into a new town comprising housing and recreational facilities.



CHANGI CITY AND CHANGI AVIATION PARK⁹

With Changi Airport at its core, the Eastern Gateway encompasses Changi Aviation Park and Changi City—which includes Changi Business Park and Changi East Urban District—establishing a dynamic economic and business hub that supports global trade networks.

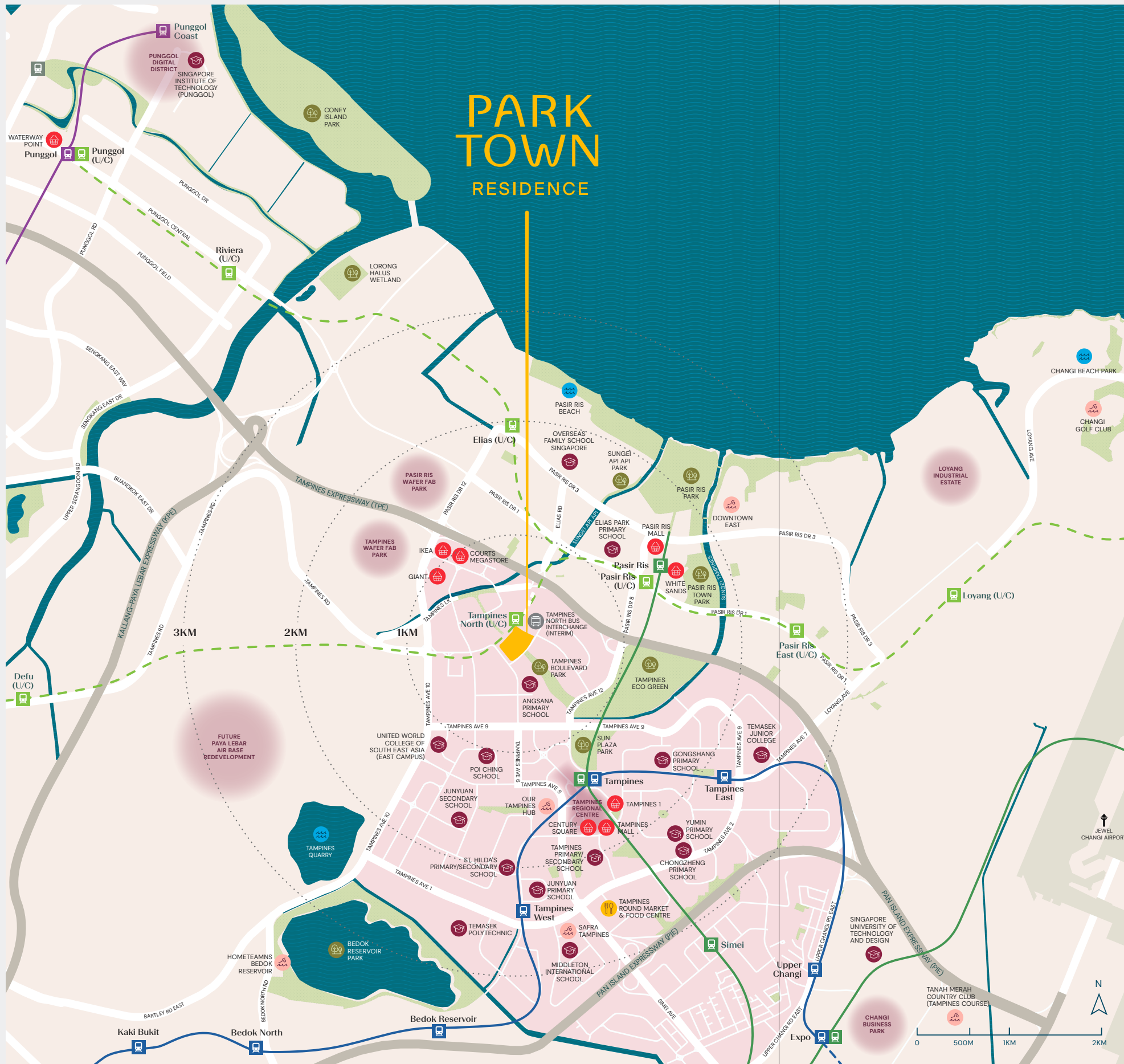
Source

⁷ Singapore Economic Development Board (EDB)

⁸ CNA, Urban Redevelopment Authority (URA)

⁹ Urban Redevelopment Authority (URA)

**A NEW PARK TOWN FOR
NEXT-GENERATION LIVING**




EVERYTHING IS RIGHT WHERE YOU ARE

 SCHOOLS	
Angsana Primary School	4 Mins
Poi Ching School	5 Mins
United World College of South East Asia (UWCSEA East Campus)	5 Mins
Gongshang Primary School	5 Mins
Temasek Polytechnic (TP)	5 Mins
Elias Park Primary School	6 Mins
Saint Hilda's Primary School	6 Mins
Temasek Junior College (TJC)	6 Mins
Ngee Ann Secondary School	7 Mins
Singapore University of Technology and Design (SUTD)	10 Mins
 LIFESTYLE & DINING	
IKEA (Tampines)	4 Mins
Giant (Tampines)	4 Mins
COURTS Megastore	4 Mins
Tampines Mall	4 Mins
Tampines 1	4 Mins
Century Square	5 Mins
Pasir Ris Mall	6 Mins
White Sands	6 Mins
Tampines Round Market & Food Centre	6 Mins
Jewel Changi Airport	12 Mins
 RECREATION	
Our Tampines Hub	3 Mins
SAFRA Tampines	6 Mins
Downtown East	9 Mins
HomeTeamNS Bedok Reservoir Clubhouse	9 Mins
Tanah Merah Country Club (Tampines Course)	10 Mins
Changi Golf Club	12 Mins
 BUSINESS HUBS	
Tampines Regional Centre	5 Mins
Changi Business Park	8 Mins
Punggol Digital District	10 Mins
Future Paya Lebar Air Base Redevelopment	15 Mins
 PARKS & BEACHES	
Tampines Boulevard Park	Within Development
Sun Plaza Park	6 Mins
Tampines Eco Green	8 Mins
Bedok Reservoir Park	12 Mins
Sungei Api Api Park	15 Mins
Pasir Ris Beach	15 Mins
 TRANSPORT HUB	
Future Bus Interchange	Within Development
Tampines North MRT (U/C)	Within Development
From future Tampines North MRT	
Pasir Ris MRT	1 Stop Away
Hougang MRT	2 Stops Away
Punggol MRT	4 Stops Away
Ang Mo Kio MRT	5 Stops Away
Bright Hill MRT	7 Stops Away

MORE NATURE, MORE LIFE

Step out of PARKTOWN Residence, where the beauty of Tampines blends with the convenience of modern living. With green spaces like Tampines Eco Green, Sungei Api Api Park, and shopping destinations like IKEA Tampines, PARKTOWN Residence offers access to both nature and lifestyle essentials at your doorstep.



1 Sungei Tampines
A green-lined river with cycling paths that flows through Tampines and Pasir Ris, featuring rain gardens that nurture biodiversity and manage rainwater sustainably.

2 Sungei Api Api Park
Discover tranquil mangrove-lined waterways along tree-lined cycling paths, and observe the natural riverside habitats.

3 Tampines Eco Green
A 36-hectare sanctuary with grasslands, wetlands, and a secondary rainforest, offering trails for hiking and birdwatching.

4 IKEA Tampines
Shop, dine, and get home inspirations and furnishings at the largest IKEA in Singapore.

5 Tampines Mall
Tampines Mall features over 160 stores, offering a diverse range of shopping, dining, and entertainment options for all ages.

6 Pasir Ris Mall
With over 150 stores across four levels, Pasir Ris Mall features a wide array of retail outlets and dining options.

MORE OPPORTUNITIES, MORE CHOICES

From PARKTOWN Residence, the possibilities are yours to explore. Positioned near employment hubs like Punggol Digital District and Changi Business Park, and surrounded by an excellent network of primary, secondary, and tertiary schools, PARKTOWN Residence offers plentiful opportunities for work, education, and growth.



7 Punggol Digital District
Singapore's first smart district combines business park spaces with the Singapore Institute of Technology (SIT) campus, integrating industries and education, potentially creating 28,000 jobs.

8 Changi Business Park
A dynamic employment hub with improved mobility networks and green community spaces.

9 Angsana Primary School
Angsana Primary School, established in 2015, offers holistic education, nurturing future-ready students with strong values and a passion for lifelong learning.

10 Poi Ching Primary School
Founded in 1919, this heritage-rich institution is renowned for its values-driven approach and emphasis on bicultural education.

11 Temasek Polytechnic
A leading institution offering diverse courses and programmes, attracting students globally.

12 United World College of South East Asia (UWCSEA East Campus)
An international school serving 2,500 students aged 4 to 18, fostering multicultural and inclusive global community.



Green Boulevard



ARTIST'S IMPRESSION

TAMPINES' FIRST FULLY INTEGRATED DEVELOPMENT

Imagine a place where green tranquillity blends harmoniously with urban convenience, where community thrives in a flourishing neighbourhood. PARKTOWN Residence, part of Tampines' first fully integrated development, invites you to pause, connect, and explore.



RESIDENTIAL

Diverse homes from 1-bedroom + study to 5-bedroom—tailored to every lifestyle and need.



ARTIST'S IMPRESSION

HAWKER CENTRE

Enjoy local delights at a modernised hawker centre.



COMMUNITY CLUB

A welcoming space for activities, learning, and building connections with the neighbourhood.



GREEN BOULEVARD

A lush green sanctuary connecting Sungei Api Api, Tampines Boulevard Park and Tampines Eco Green.



RETAIL MALL

Discover shopping, dining, and entertainment options, including a supermarket for daily essentials.




BUS INTERCHANGE

Within the development, enjoy quick access to bus routes connecting Tampines and beyond.



MRT STATION

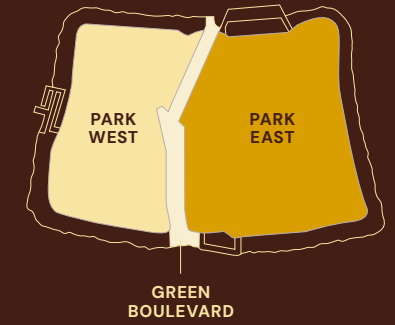
Tampines North MRT, conveniently located below, provides effortless connectivity across Singapore.



ARTIST'S IMPRESSION

MORE OF ME MORE OF WE

At PARKTOWN Residence, discover a vibrant array of amenities across four thematic zones—The Aquatic Oasis, The Lifestyle Oasis, The Adventure Oasis, and The Garden Oasis. Cool off in the pools, cook up a storm at the BBQ pavilions, explore the Forest Jogging Trail, or take your pet for a stroll through lush green spaces. Thoughtfully curated across Park East and Park West, these facilities are designed to enrich your day, whether for personal relaxation or quality time spent with loved ones.



Wellness Pool

ARTIST'S IMPRESSION

PARK EAST



The Aquatic Oasis

ARTIST'S IMPRESSION

ACTIVE MORNINGS, VIBRANT DAYS

Park East is your gateway to an active lifestyle, where wellness and activity take centre stage. Dip into the Wellness Pool, join a neighbour for outdoor activities at the Multipurpose Court, or let the kids explore the water play areas. Designed to energise and foster community spirit, Park East is where every day begins with the sunrise.



1 Wellness Pool

Immerse yourself in calming waters or recline on a deck chair to enjoy the setting sun.

2 Multipurpose Court

Engage in outdoor and leisure activities at the versatile court.

3 Gastronomy Pavilion

Host delightful gatherings and enjoy a communal meal in a picturesque poolside setting.



4 Valley Grove

Nature at your doorstep, with gentle undulating garden scapes, inviting you to unwind with the grass beneath your feet.

5 Kid's Water Play

Let the little ones splash and play in this wet play area, ensuring endless fun and laughter.

6 Dance Room / Yoga Studio

A flexible space designed for movement and mindfulness—ideal for energising dance sessions or calming yoga practice.

7 Kid's Entertainment Room

Bright, fun, and child-safe—where little ones can explore and expend their youthful energy indoors.

FACILITIES
PARK WEST



The Aquatic Oasis

ARTIST'S IMPRESSION

TRANQUIL EVENINGS, RELAXING MOMENTS

Escape to Park West, a tranquil retreat for relaxation and rejuvenation. Lounge by the pool, indulge in a soothing water massage or unwind in serene surroundings at the Yoga Pavilion. Host family and friends at the BBQ Pavilions, perfect for savouring outdoor cooking as the evening sun sets on your day.



- 1 Co-working Lounge 2**
Plug in and get productive in your office away from the office, close to home.
- 2 BBQ Pavilion 1, 2, 3**
Expand your culinary repertoire and hone your cooking techniques.
- 3 Gym 1**
Stay active and energised at the well-equipped gym.
- 4 Function Room 1 & 2**
Host your next family gathering or celebration in a spacious, versatile venue.



**MORE OF ME
MORE OF WE**

MORE INTIMATE POCKETS

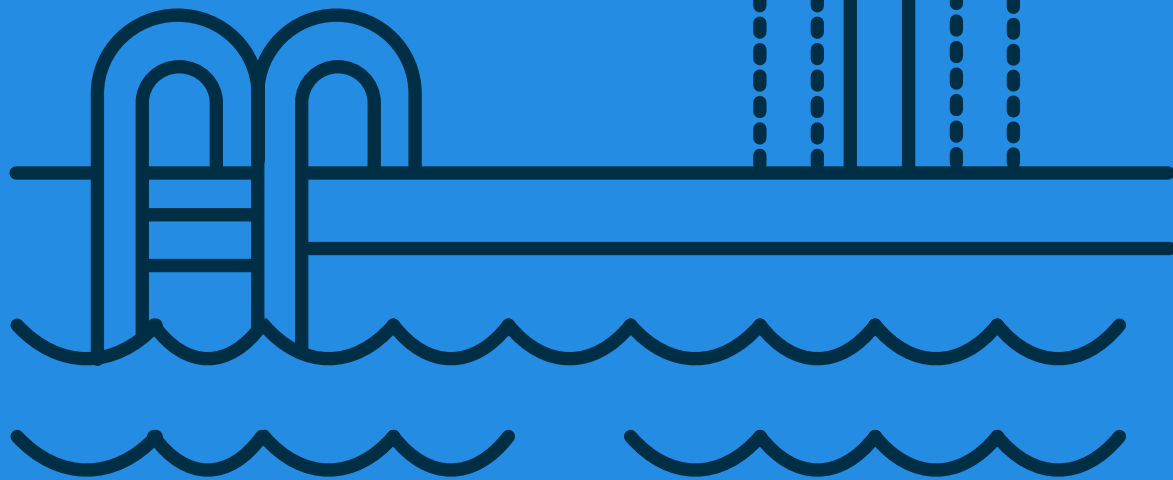

6 POOLS



6 DINING PAVILIONS



20 AQUATIC FACILITIES



MORE OPEN SPACES

3 DECKS



6 LOUNGES



2 LAWNS



3 LIFESTYLE PAVILIONS



8 GARDENS, GROVES, AND TRAILS



6 FITNESS FACILITIES



PARK EAST
(2ND STOREY)

THE AQUATIC OASIS

- 1 Hydrotherapy Pool
- 2 Aqua Gym
- 3 Wellness Pool
- 4 Sun Lounge
- 5 50m Lap Pool 2
- 6 Poolside Lounge
- 7 Sun Deck 2
- 8 Misty Stream
- 9 Tranquil Pond
- 10 Junior Adventure
- 11 Kid's Water Play
- 12 Aquatic Therapy Lounge
- 13 Changing Room
- 14 Gym 2
- 15 Dance Studio / Yoga Room
- 16 Function Room 3
- 17 Function Room 4
- 18 Game's Room
- 19 Kid's Function Room 1
- 20 Kid's Entertainment Room
- 21 Kid's Function Room 2
- 22 Changing Room

THE GARDEN OASIS

- 23 Garden Lounge 1
- 24 Garden Lounge 2
- 25 Bean Bag Lounge
- 26 Ginger Grove
- 27 Firefly Trail
- 28 Valley Grove
- 29 Amphitheatre
- 30 Teal Forest
- 31 Grand Lawn 2
- 32 Butterfly Trail
- 33 Co-working Lounge 1
- 34 Music Room
- 35 KTV Room 1
- 36 KTV Room 2

THE ADVENTURE OASIS

- 37 Paws Playground
- 38 Forest Jogging Trail (600m)
- 39 Tennis Court
- 40 Multipurpose Court
- 41 Outdoor Fitness 1

THE LIFESTYLE OASIS

- 42 Lookout Pavilion
- 43 Gastronomy Pavilion
- 44 Reading Pavilion

ARRIVAL ZONE
(BASEMENT 1)

- 74 Drop-Off (Grand Arrival)
- 75 Management Office
- 77 Guardhouse

PARK WEST
(2ND STOREY)

THE AQUATIC OASIS

- 45 Chillout Deck
- 46 Massage Jets
- 47 Aqua Terrace
- 48 Cove Pool
- 49 Water Terrace
- 50 Relaxation Pool
- 51 50m Lap Pool 1
- 52 Cabanas
- 53 Sun Deck 1
- 54 Function Room 1
- 55 Function Room 2
- 56 Changing Room
- 57 Gym 1

THE GARDEN OASIS

- 58 Grand Lawn 1
- 59 Floral Garden
- 60 Co-working Lounge 2
- 61 Berry Garden
- 62 Floral Trail

THE ADVENTURE OASIS

- 63 Putting Green
- 64 Outdoor Fitness 2

THE LIFESTYLE OASIS

- 65 BBQ Pavilion 1
- 66 BBQ Pavilion 2
- 67 BBQ Pavilion 3
- 68 Gourmet Pavilion
- 69 Culinary Pavilion
- 70 Yoga Pavilion

OTHER FACILITIES

- 71 Genset (2nd Storey)
- 72 Substation (Basement 1)
- 73 Bin Centre (Basement 1)
- 76 Bicycle Lots (Basement 1)
- Water Tank

SITE PLAN



BP NO.: A1287-00029-2023-BPO1 DATED: 15/11/2024
BP NO.: A1287-00029-2023-BPO2 DATED: 10/12/2024

TAMPINES STREET 62

ARTIST'S IMPRESSION

CHOICE UNITS

BLOCK 1

1 TAMPINES STREET 62, 529411

Unit / Floor	01	02	03	04	05	06	07	08	09	10	11
12	BP2	BP2	BPS1	CPS2	C3	C1	B1	B1	CP5	DP2	B2
11	BP2	BP2	BPS1	CPS2	C3	C1	B1	B1	CP5	DP2	B2
10	BP2	BP2	BPS1	CPS2	C3	C1	B1	B1	CP5	DP2	B2
9	BP2	BP2	BPS1	CPS2	C3	C1	B1	B1	CP5	DP2	B2
8	BP2	BP2	BPS1	CPS2	C3	C1	B1	B1	CP5	DP2	B2
7	BP2	BP2	BPS1	CPS2	C3	C1	B1	B1	CP5	DP2	B2
6	BP2	BP2	BPS1	CPS2	C3	C1	B1	B1	CP5	DP2	B2
5	BP2	BP2	BPS1	CPS2	C3	C1	B1	B1	CP5	DP2	B2
4	BP2	BP2	BPS1	CPS2	C3	C1	B1	B1	CP5	DP2	B2
3	BP2	BP2	BPS1	CPS2	C3	C1	B1	B1	CP5	DP2	B2
2	BP2(p)	BP2(p)	AS2	CPS2(p)	C3	C1	B1	B1	CP5	DP2(p)	B2(p)

BLOCK 3

3 TAMPINES STREET 62, 529412

Unit / Floor	12	13	14	15	16	17	18	19	20	21	22
13	BP2	BP2	BPS2	CPS5	CP2	C1	B1	B1	CPS2	D4	B2
12	BP2	BP2	BPS2	CPS5	CP2	C1	B1	B1	CPS2	D4	B2
11	BP2	BP2	BPS2	CPS5	CP2	C1	B1	B1	CPS2	D4	B2
10	BP2	BP2	BPS2	CPS5	CP2	C1	B1	B1	CPS2	D4	B2
9	BP2	BP2	BPS2	CPS5	CP2	C1	B1	B1	CPS2	D4	B2
8	BP2	BP2	BPS2	CPS5	CP2	C1	B1	B1	CPS2	D4	B2
7	BP2	BP2	BPS2	CPS5	CP2	C1	B1	B1	CPS2	D4	B2
6	BP2	BP2	BPS2	CPS5	CP2	C1	B1	B1	CPS2	D4	B2
5	BP2	BP2	BPS2	CPS5	CP2	C1	B1	B1	CPS2	D4	B2
4	BP2	BP2	BPS2	CPS5	CP2	C1	B1	B1	CPS2	D4	B2
3	BP2	BP2	BPS2	CPS5	CP2	C1	B1	B1	CPS2	D4	B2
2	BP2(p)	BP2(p)	AS3	CPS5	CP2	C1	B1	B1	CPS2	D4(p)	B2(p)

1-BEDROOM + STUDY
 Type AS1 47 sqm/506 sqft
 Type AS2 43 sqm/463 sqft
 Type AS3 43 sqm/463 sqft
 Type AS4 43 sqm/463 sqft

2-BEDROOM
 Type B1 55 sqm/592 sqft
 Type B2/B2(p) 55 sqm/592 sqft
 Type B3 55 sqm/592 sqft

2-BEDROOM PREMIUM + STUDY
 Type BPS1/BPS1(p) 71 sqm/764 sqft
 Type BPS2 71 sqm/764 sqft

2-BEDROOM PREMIUM
 Type BP1/BP1(p) 63sqm/678 sqft
 Type BP2/BP2(p) 63sqm/678 sqft
 Type BP3/BP3(p) 63sqm/678 sqft
 Type BP4/BP4(p) 63sqm/678 sqft
 Type BP5 67sqm/721 sqft

3-BEDROOM
 Type C1 86 sqm/926 sqft
 Type C2 87 sqm/936 sqft
 Type C3 88 sqm/947 sqft
 Type C4 88 sqm/947 sqft
 Type C5 88 sqm/947 sqft

BLOCK 5

5 TAMPINES STREET 62, 529413

Unit / Floor	23	24	25	26	27	28	29	30	31
13	BP1	D3	CPS2	B3	B3	C4	CP7	BPS1	BPS1
12	BP1	D3	CPS2	B3	B3	C4	CP7	BPS1	BPS1
11	BP1	D3	CPS2	B3	B3	C4	CP7	BPS1	BPS1
10	BP1	D3	CPS2	B3	B3	C4	CP7	BPS1	BPS1
9	BP1	D3	CPS2	B3	B3	C4	CP7	BPS1	BPS1
8	BP1	D3	CPS2	B3	B3	C4	CP7	BPS1	BPS1
7	BP1	D3	CPS2	B3	B3	C4	CP7	BPS1	BPS1
6	BP1	D3	CPS2	B3	B3	C4	CP7	BPS1	BPS1
5	BP1	D3	CPS2	B3	B3	C4	CP7	BPS1	BPS1
4	BP1	D3	CPS2	B3	B3	C4	CP7	BPS1	BPS1
3	BP1	D3	CPS2	B3	B3	C4	CP7	BPS1	BPS1
2	BP1(p)	D3(p)	CPS2	B3	B3	C4	CP7(p)	AS2	BPS1(p)

BLOCK 7

7 TAMPINES STREET 62, 529414

Unit / Floor	32	33	34	35	36	37	38	39	40	41	42
12	BP2	BP2	BPS2	CPS5	C3	C1	B1	B1	D2	DP2	B2
11	BP2	BP2	BPS2	CPS5	C3	C1	B1	B1	D2	DP2	B2
10	BP2	BP2	BPS2	CPS5	C3	C1	B1	B1	D2	DP2	B2
9	BP2	BP2	BPS2	CPS5	C3	C1	B1	B1	D2	DP2	B2
8	BP2	BP2	BPS2	CPS5	C3	C1	B1	B1	D2	DP2	B2
7	BP2	BP2	BPS2	CPS5	C3	C1	B1	B1	D2	DP2	B2
6	BP2	BP2	BPS2	CPS5	C3	C1	B1	B1	D2	DP2	B2
5	BP2	BP2	BPS2	CPS5	C3	C1	B1	B1	D2	DP2	B2
4	BP2	BP2	BPS2	CPS5	C3	C1	B1	B1	D2	DP2	B2
3	BP2	BP2	BPS2	CPS5	C3	C1	B1	B1	D2	DP2	B2
2	BP2(p)	BP2(p)	AS3	CPS5	C3	C1	B1	B1	D2	DP2(p)	B2(p)

3-BEDROOM PREMIUM
 Type CP1/CP1(p) 99 sqm/1066 sqft
 Type CP2 99 sqm/1066 sqft
 Type CP3 99 sqm/1066 sqft
 Type CP4 99 sqm/1066 sqft
 Type CP5/CP5(p) 99 sqm/1066 sqft
 Type CP6/CP6(p) 99 sqm/1066 sqft
 Type CP7/CP7(p) 100 sqm/1076 sqft
 Type CP8 98 sqm/1055 sqft

3-BEDROOM PREMIUM + STUDY
 Type CPS1/CPS1(p) 108 sqm/1163 sqft
 Type CPS2/CPS2(p) 108 sqm/1163 sqft
 Type CPS3/CPS3(p) 109 sqm/1173 sqft
 Type CPS4 110 sqm/1184 sqft
 Type CPS5 110 sqm/1184 sqft

4-BEDROOM PREMIUM
 Type DP1/DP1(p) 138 sqm/1485 sqft
 Type DP2/DP2(p) 139 sqm/1496 sqft

4-BEDROOM
 Type D1/D1(p) 124 sqm/1335 sqft
 Type D2/D2(p) 124 sqm/1335 sqft
 Type D3/D3(p) 125 sqm/1345 sqft
 Type D4/D4(p) 126 sqm/1356 sqft

5-BEDROOM PREMIUM
 Type E1/E1(p) 156 sqm/1679 sqft

CHOICE UNITS

BLOCK 9

9 TAMPINES STREET 62, 529415

Unit / Floor	43	44	45	46	47	48	49	50	51
8	BP1	DP2					CPS3	BPS1	BPS1
7	BP1	DP2	CPS2	B3	B3	C4	CPS3	BPS1	BPS1
6	BP1	DP2	CPS2	B3	B3	C4	CPS3	BPS1	BPS1
5	BP1	DP2	CPS2	B3	B3	C4	CPS3	BPS1	BPS1
4	BP1	DP2	CPS2	B3	B3	C4	CPS3	BPS1	BPS1
3	BP1	DP2	CPS2	B3	B3	C4	CPS3	BPS1	BPS1
2	BP1(p)	DP2(p)	CPS2	B3	B3	C4	CPS3(p)	AS2	BPS1(p)

BLOCK 13

13 TAMPINES STREET 62, 529388

Unit / Floor	61	62	63	64	65	66	67	68	69
12	BP5	BP1	CP7	CP1	BP4	BPS1	E1	CP1	AS1
11	BP5	BP1	CP7	CP1	BP4	BPS1	E1	CP1	AS1
10	BP5	BP1	CP7	CP1	BP4	BPS1	E1	CP1	AS1
9	BP5	BP1	CP7	CP1	BP4	BPS1	E1	CP1	AS1
8	BP5	BP1	CP7	CP1	BP4	BPS1	E1	CP1	AS1
7	BP5	BP1	CP7	CP1	BP4	BPS1	E1	CP1	AS1
6	BP5	BP1	CP7	CP1	BP4	BPS1	E1	CP1	AS1
5	BP5	BP1	CP7	CP1	BP4	BPS1	E1	CP1	AS1
4	BP5	BP1	CP7	CP1	BP4	BPS1	E1	CP1	AS1
3	BP5	BP1	CP7	CP1	BP4	BPS1	E1	CP1	AS1
2	BP5	BP1	CP7	CP1(p)	BP4(p)	AS2	E1(p)	CP1	AS1

BLOCK 11

11 TAMPINES STREET 62, 529387

Unit / Floor	52	53	54	55	56	57	58	59	60
8				DP1	BP4	BPS1	CP5		
7	BP5	BP1	CP7	DP1	BP4	BPS1	CP5	C2	AS1
6	BP5	BP1	CP7	DP1	BP4	BPS1	CP5	C2	AS1
5	BP5	BP1	CP7	DP1	BP4	BPS1	CP5	C2	AS1
4	BP5	BP1	CP7	DP1	BP4	BPS1	CP5	C2	AS1
3	BP5	BP1	CP7	DP1	BP4	BPS1	CP5	C2	AS1
2	BP5	BP1	CP7	DP1(p)	BP4(p)	AS2	CP5(p)	C2	AS1

BLOCK 15

15 TAMPINES STREET 62, 529389

Unit / Floor	70	71	72	73	74	75	76	77	78
12	BP1	CPS3	CPS2	B3	B3	C4	CP7	BPS1	BPS1
11	BP1	CPS3	CPS2	B3	B3	C4	CP7	BPS1	BPS1
10	BP1	CPS3	CPS2	B3	B3	C4	CP7	BPS1	BPS1
9	BP1	CPS3	CPS2	B3	B3	C4	CP7	BPS1	BPS1
8	BP1	CPS3	CPS2	B3	B3	C4	CP7	BPS1	BPS1
7	BP1	CPS3	CPS2	B3	B3	C4	CP7	BPS1	BPS1
6	BP1	CPS3	CPS2	B3	B3	C4	CP7	BPS1	BPS1
5	BP1	CPS3	CPS2	B3	B3	C4	CP7	BPS1	BPS1
4	BP1	CPS3	CPS2	B3	B3	C4	CP7	BPS1	BPS1
3	BP1	CPS3	CPS2	B3	B3	C4	CP7	BPS1	BPS1
2	BP1(p)	CPS3(p)	CPS2	B3	B3	C4	CP7(p)	AS2	BPS1(p)

1-BEDROOM + STUDY
 Type AS1 47 sqm/506 sqft
 Type AS2 43 sqm/463 sqft
 Type AS3 43 sqm/463 sqft
 Type AS4 43 sqm/463 sqft

2-BEDROOM
 Type B1 55 sqm/592 sqft
 Type B2/B2(p) 55 sqm/592 sqft
 Type B3 55 sqm/592 sqft

2-BEDROOM PREMIUM + STUDY
 Type BPS1/BPS1(p) 71 sqm/764 sqft
 Type BPS2 71 sqm/764 sqft

2-BEDROOM PREMIUM
 Type BP1/BP1(p) 63sqm/678 sqft
 Type BP2/BP2(p) 63sqm/678 sqft
 Type BP3/BP3(p) 63sqm/678 sqft
 Type BP4/BP4(p) 63sqm/678 sqft
 Type BP5 67sqm/721 sqft

3-BEDROOM
 Type C1 86 sqm/926 sqft
 Type C2 87 sqm/936 sqft
 Type C3 88 sqm/947 sqft
 Type C4 88 sqm/947 sqft
 Type C5 88 sqm/947 sqft

3-BEDROOM PREMIUM
 Type CP1/CP1(p) 99 sqm/1066 sqft
 Type CP2 99 sqm/1066 sqft
 Type CP3 99 sqm/1066 sqft
 Type CP4 99 sqm/1066 sqft
 Type CP5/CP5(p) 99 sqm/1066 sqft
 Type CP6/CP6(p) 99 sqm/1066 sqft
 Type CP7/CP7(p) 100 sqm/1076 sqft
 Type CP8 98 sqm/1055 sqft

3-BEDROOM PREMIUM + STUDY
 Type CPS1/CPS1(p) 108 sqm/1163 sqft
 Type CPS2/CPS2(p) 108 sqm/1163 sqft
 Type CPS3/CPS3(p) 109 sqm/1173 sqft
 Type CPS4 110 sqm/1184 sqft
 Type CPS5 110 sqm/1184 sqft

4-BEDROOM
 Type D1/D1(p) 124 sqm/1335 sqft
 Type D2/D2(p) 124 sqm/1335 sqft
 Type D3/D3(p) 125 sqm/1345 sqft
 Type D4/D4(p) 126 sqm/1356 sqft

4-BEDROOM PREMIUM
 Type DP1/DP1(p) 138 sqm/1485 sqft
 Type DP2/DP2(p) 139 sqm/1496 sqft

5-BEDROOM PREMIUM
 Type E1/E1(p) 156 sqm/1679 sqft

CHOICE UNITS

BLOCK 17

17 TAMPINES STREET 62, 529390

Unit Floor	79	80	81	82	83	84	85	86	87
12	BP5	BP1	CP7	DP1	BP4	BPS1	D2	C2	AS1
11	BP5	BP1	CP7	DP1	BP4	BPS1	D2	C2	AS1
10	BP5	BP1	CP7	DP1	BP4	BPS1	D2	C2	AS1
9	BP5	BP1	CP7	DP1	BP4	BPS1	D2	C2	AS1
8	BP5	BP1	CP7	DP1	BP4	BPS1	D2	C2	AS1
7	BP5	BP1	CP7	DP1	BP4	BPS1	D2	C2	AS1
6	BP5	BP1	CP7	DP1	BP4	BPS1	D2	C2	AS1
5	BP5	BP1	CP7	DP1	BP4	BPS1	D2	C2	AS1
4	BP5	BP1	CP7	DP1	BP4	BPS1	D2	C2	AS1
3	BP5	BP1	CP7	DP1	BP4	BPS1	D2	C2	AS1
2	BP5	BP1	CP8	DP1(p)	BP4(p)	AS2	D2(p)	C2	AS1

BLOCK 19

19 TAMPINES STREET 62, 529391

Unit Floor	88	89	90	91	92	93	94	95	96
12	AS1	C2	CP3	BPS1	BP4	CPS1	CP7	BP1	BP5
11	AS1	C2	CP3	BPS1	BP4	CPS1	CP7	BP1	BP5
10	AS1	C2	CP3	BPS1	BP4	CPS1	CP7	BP1	BP5
9	AS1	C2	CP3	BPS1	BP4	CPS1	CP7	BP1	BP5
8	AS1	C2	CP3	BPS1	BP4	CPS1	CP7	BP1	BP5
7	AS1	C2	CP3	BPS1	BP4	CPS1	CP7	BP1	BP5
6	AS1	C2	CP3	BPS1	BP4	CPS1	CP7	BP1	BP5
5	AS1	C2	CP3	BPS1	BP4	CPS1	CP7	BP1	BP5
4	AS1	C2	CP3	BPS1	BP4	CPS1	CP7	BP1	BP5
3	AS1	C2	CP3	BPS1	BP4	CPS1	CP7	BP1	BP5
2	AS1	C2	CP3	AS2	BP4(p)	CPS1(p)	CP7	BP1	BP5

1-BEDROOM + STUDY

Type AS1 47 sqm/506 sqft
Type AS2 43 sqm/463 sqft
Type AS3 43 sqm/463 sqft
Type AS4 43 sqm/463 sqft

2-BEDROOM

Type B1 55 sqm/592 sqft
Type B2/B2(p) 55 sqm/592 sqft
Type B3 55 sqm/592 sqft

2-BEDROOM PREMIUM

Type BP1/BP1(p) 63sqm/678 sqft
Type BP2/BP2(p) 63sqm/678 sqft
Type BP3/BP3(p) 63sqm/678 sqft
Type BP4/BP4(p) 63sqm/678 sqft
Type BP5 67sqm/721 sqft

2-BEDROOM PREMIUM + STUDY

Type BPS1/BPS1(p) 71 sqm/764 sqft
Type BPS2 71 sqm/764 sqft

3-BEDROOM

Type C1 86 sqm/926 sqft
Type C2 87 sqm/936 sqft
Type C3 88 sqm/947 sqft
Type C4 88 sqm/947 sqft
Type C5 88 sqm/947 sqft

BLOCK 21

21 TAMPINES STREET 62, 529382

Unit Floor	97	98	99	100	101	102	103	104	105
12	BP5	BP1	CPS4	E1	BP3	BPS1	D1	C4	AS1
11	BP5	BP1	CPS4	E1	BP3	BPS1	D1	C4	AS1
10	BP5	BP1	CPS4	E1	BP3	BPS1	D1	C4	AS1
9	BP5	BP1	CPS4	E1	BP3	BPS1	D1	C4	AS1
8	BP5	BP1	CPS4	E1	BP3	BPS1	D1	C4	AS1
7	BP5	BP1	CPS4	E1	BP3	BPS1	D1	C4	AS1
6	BP5	BP1	CPS4	E1	BP3	BPS1	D1	C4	AS1
5	BP5	BP1	CPS4	E1	BP3	BPS1	D1	C4	AS1
4	BP5	BP1	CPS4	E1	BP3	BPS1	D1	C4	AS1
3	BP5	BP1	CPS4	E1	BP3	BPS1	D1	C4	AS1
2	BP5	BP1	CPS4	E1(p)	BP3(p)	AS2	D1(p)	C4	AS1

BLOCK 23

23 TAMPINES STREET 62, 529383

Unit Floor	106	107	108	109	110	111	112	113	114
12	BP5	BP1	C5	CP3	BP3	BP3	CP6	CP4	AS1
11	BP5	BP1	C5	CP3	BP3	BP3	CP6	CP4	AS1
10	BP5	BP1	C5	CP3	BP3	BP3	CP6	CP4	AS1
9	BP5	BP1	C5	CP3	BP3	BP3	CP6	CP4	AS1
8	BP5	BP1	C5	CP3	BP3	BP3	CP6	CP4	AS1
7	BP5	BP1	C5	CP3	BP3	BP3	CP6	CP4	AS1
6	BP5	BP1	C5	CP3	BP3	BP3	CP6	CP4	AS1
5	BP5	BP1	C5	CP3	BP3	BP3	CP6	CP4	AS1
4	BP5	BP1	C5	CP3	BP3	BP3	CP6	CP4	AS1
3	BP5	BP1	C5	CP3	BP3	BP3	CP6	CP4	AS1
2	BP5	BP1	C5	CP3	AS4	BP3(p)	CP6(p)	CP4	AS1

3-BEDROOM PREMIUM

Type CP1/CP1(p) 99 sqm/1066 sqft
Type CP2 99 sqm/1066 sqft
Type CP3 99 sqm/1066 sqft
Type CP4 99 sqm/1066 sqft
Type CP5/CP5(p) 99 sqm/1066 sqft
Type CP6/CP6(p) 99 sqm/1066 sqft
Type CP7/CP7(p) 100 sqm/1076 sqft
Type CP8 98 sqm/1055 sqft

3-BEDROOM PREMIUM + STUDY

Type CPS1/CPS1(p) 108 sqm/1163 sqft
Type CPS2/CPS2(p) 108 sqm/1163 sqft
Type CPS3/CPS3(p) 109 sqm/1173 sqft
Type CPS4 110 sqm/1184 sqft
Type CPS5 110 sqm/1184 sqft

4-BEDROOM


Type D1/D1(p) 124 sqm/1335 sqft
Type D2/D2(p) 124 sqm/1335 sqft
Type D3/D3(p) 125 sqm/1345 sqft
Type D4/D4(p) 126 sqm/1356 sqft

4-BEDROOM PREMIUM

Type DP1/DP1(p) 138 sqm/1485 sqft
Type DP2/DP2(p) 139 sqm/1496 sqft

5-BEDROOM PREMIUM

Type E1/E1(p) 156 sqm/1679 sqft



FOR ILLUSTRATION ONLY

1-BEDROOM + STUDY

TYPE AS1

47sqm / 506 sqft

BLK 11 #02-60 to #07-60

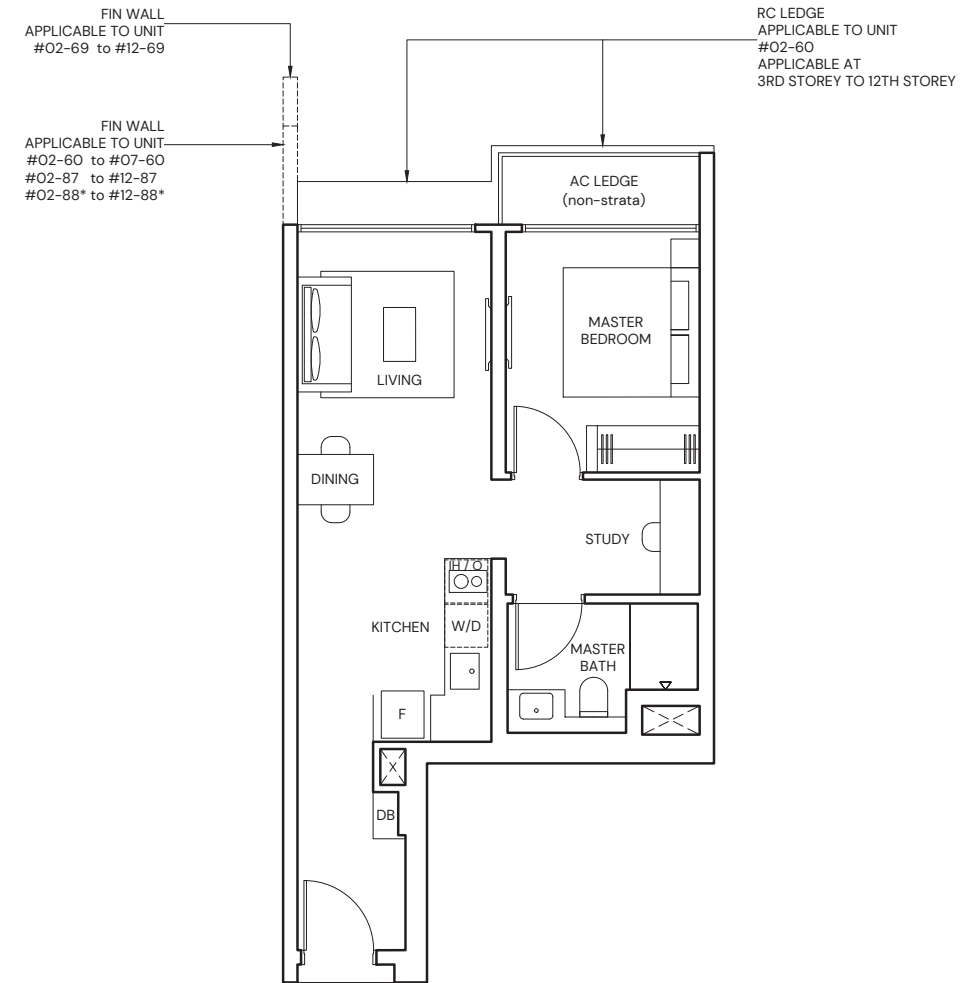
BLK 13 #02-69 to #12-69

BLK 17 #02-87 to #12-87

BLK 19 #02-88* to #12-88*

BLK 21 #02-105 to #12-105

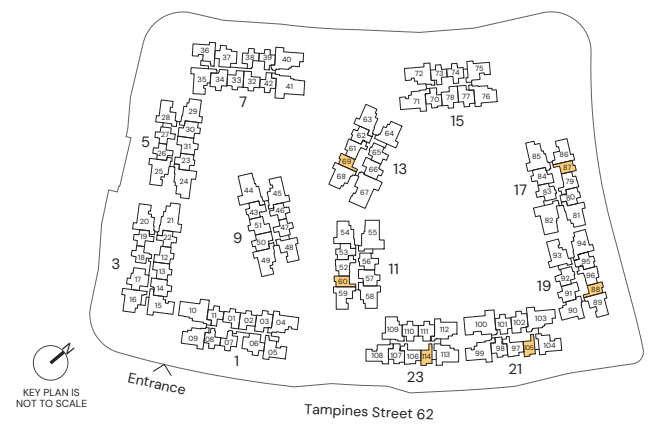
BLK 23 #02-114 to #12-114



*** Mirrored Unit**



Area includes Private Enclosed Space (PES) or Balcony, where applicable. All AC ledges and RC ledges (non-load bearing) are excluded from strata area. The plans are subjected to change as may be required by relevant authorities. All areas and measurements stated herein as approximate and subject to final survey.

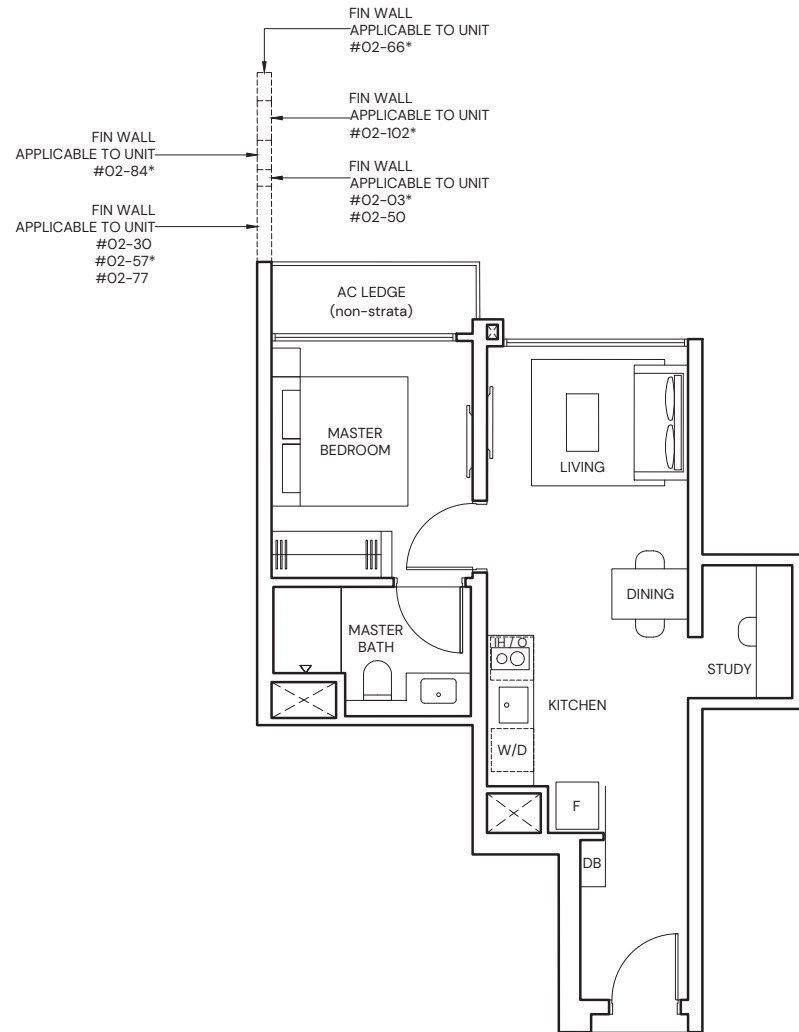


1-BEDROOM + STUDY

TYPE AS2

43 sqm / 463 sqft

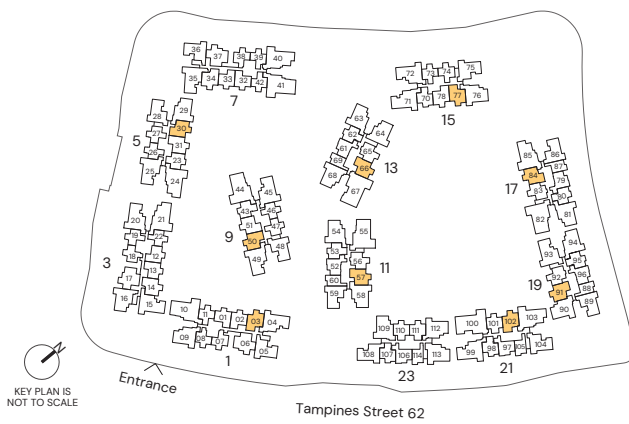
- | | | |
|---------------|----------------|-----------------|
| BLK 1 #02-03* | BLK 11 #02-57* | BLK 17 #02-84* |
| BLK 5 #02-30 | BLK 13 #02-66* | BLK 19 #02-91 |
| BLK 9 #02-50 | BLK 15 #02-77 | BLK 21 #02-102* |



* Mirrored Unit



Area includes Private Enclosed Space (PES) or Balcony, where applicable. All AC ledges and RC ledges (non-load bearing) are excluded from strata area. The plans are subjected to change as may be required by relevant authorities. All areas and measurements stated herein as approximate and subject to final survey.



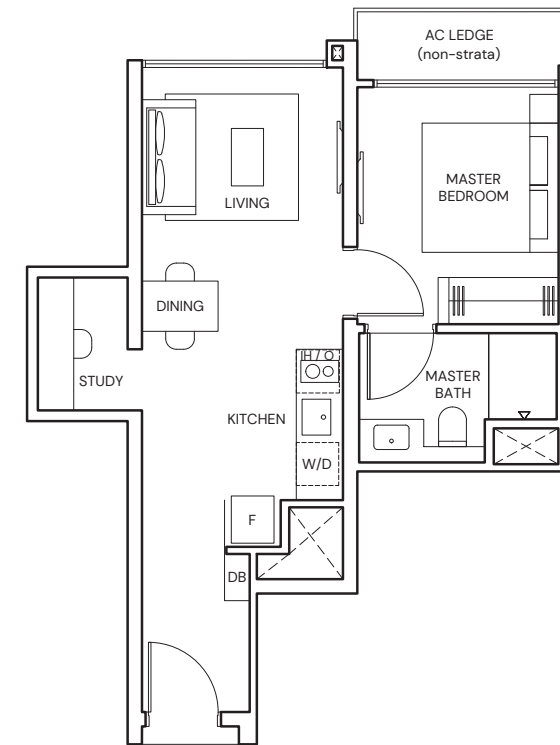
KEY PLAN IS NOT TO SCALE

1-BEDROOM + STUDY

TYPE AS3

43 sqm / 463 sqft

- BLK 3 #02-14
BLK 7 #02-34



Area includes Private Enclosed Space (PES) or Balcony, where applicable. All AC ledges and RC ledges (non-load bearing) are excluded from strata area. The plans are subjected to change as may be required by relevant authorities. All areas and measurements stated herein as approximate and subject to final survey.



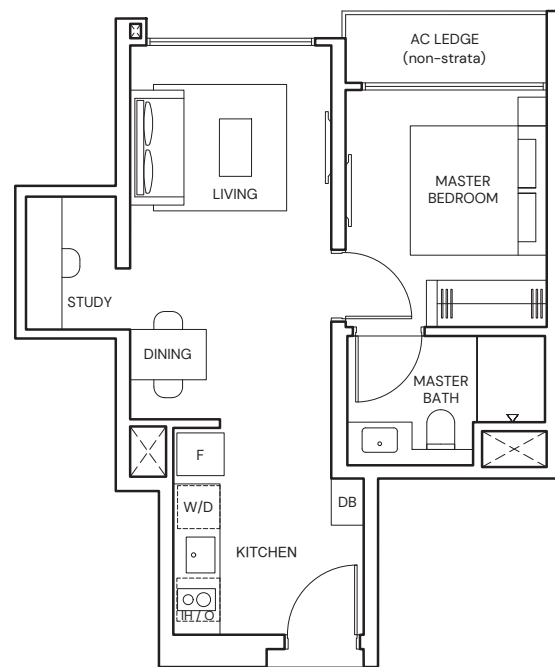
KEY PLAN IS NOT TO SCALE

1-BEDROOM + STUDY


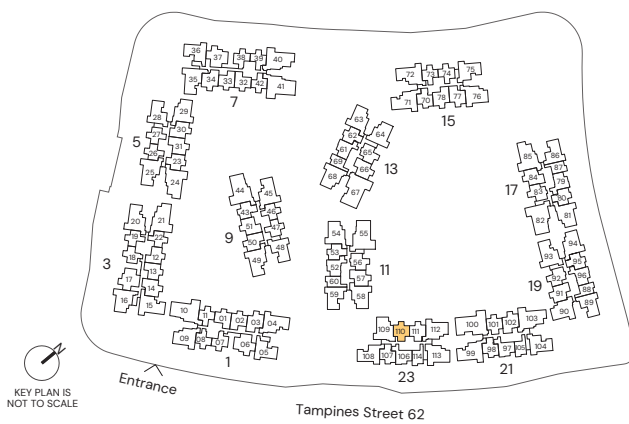
TYPE AS4

43 sqm / 463 sqft

BLK 23 #02-110



Area includes Private Enclosed Space (PES) or Balcony, where applicable. All AC ledges and RC ledges (non-load bearing) are excluded from strata area. The plans are subjected to change as may be required by relevant authorities. All areas and measurements stated herein as approximate and subject to final survey.



FOR ILLUSTRATION ONLY

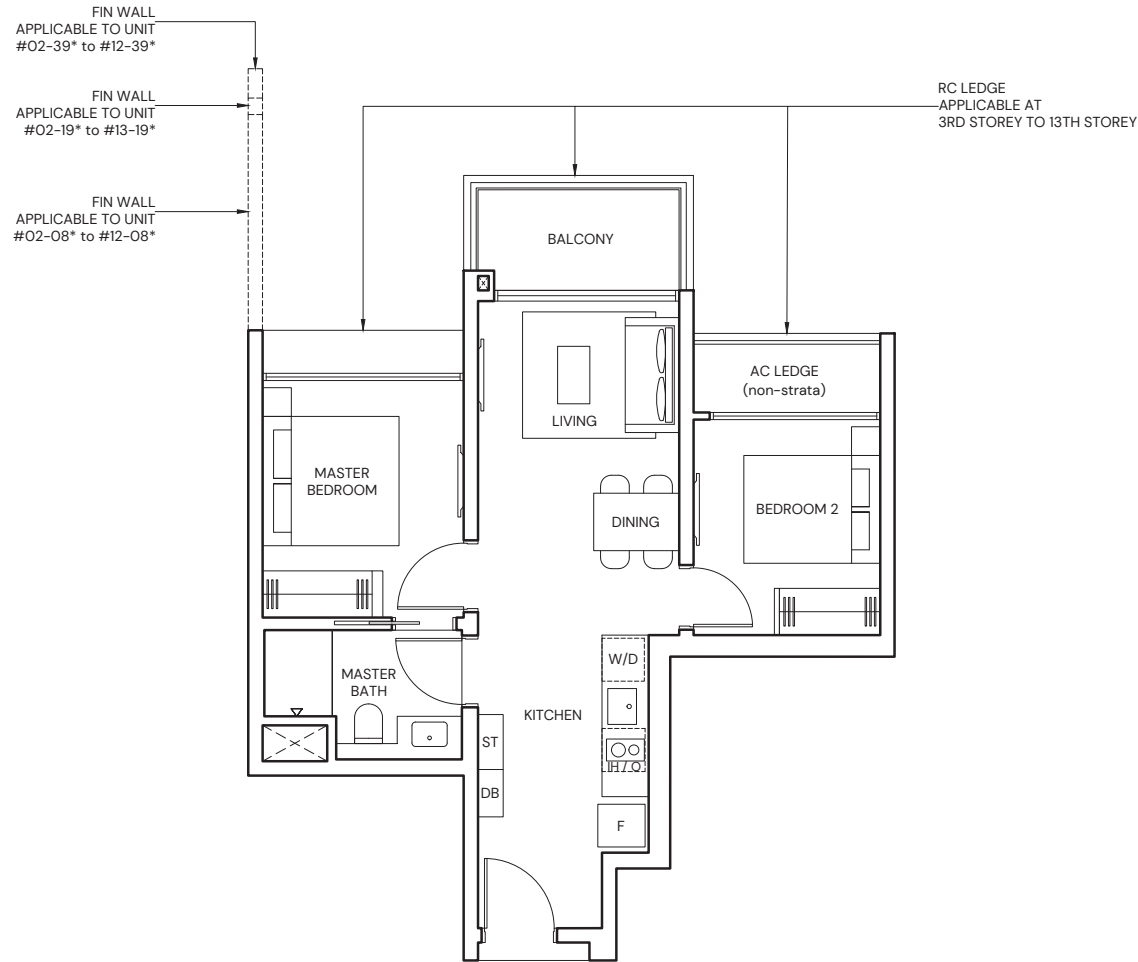
2-BEDROOM

TYPE B1

55 sqm / 592 sqft

BLK 1 #02-07 to #12-07
BLK 1 #02-08* to #12-08*
BLK 3 #02-18 to #13-18

BLK 3 #02-19* to #13-19*
BLK 7 #02-38 to #12-38
BLK 7 #02-39* to #12-39*



* Mirrored Unit

Area includes Private Enclosed Space (PES) or Balcony, where applicable. All AC ledges and RC ledges (non-load bearing) are excluded from strata area. The plans are subjected to change as may be required by relevant authorities. All areas and measurements stated herein as approximate and subject to final survey.

2-BEDROOM

TYPE B2

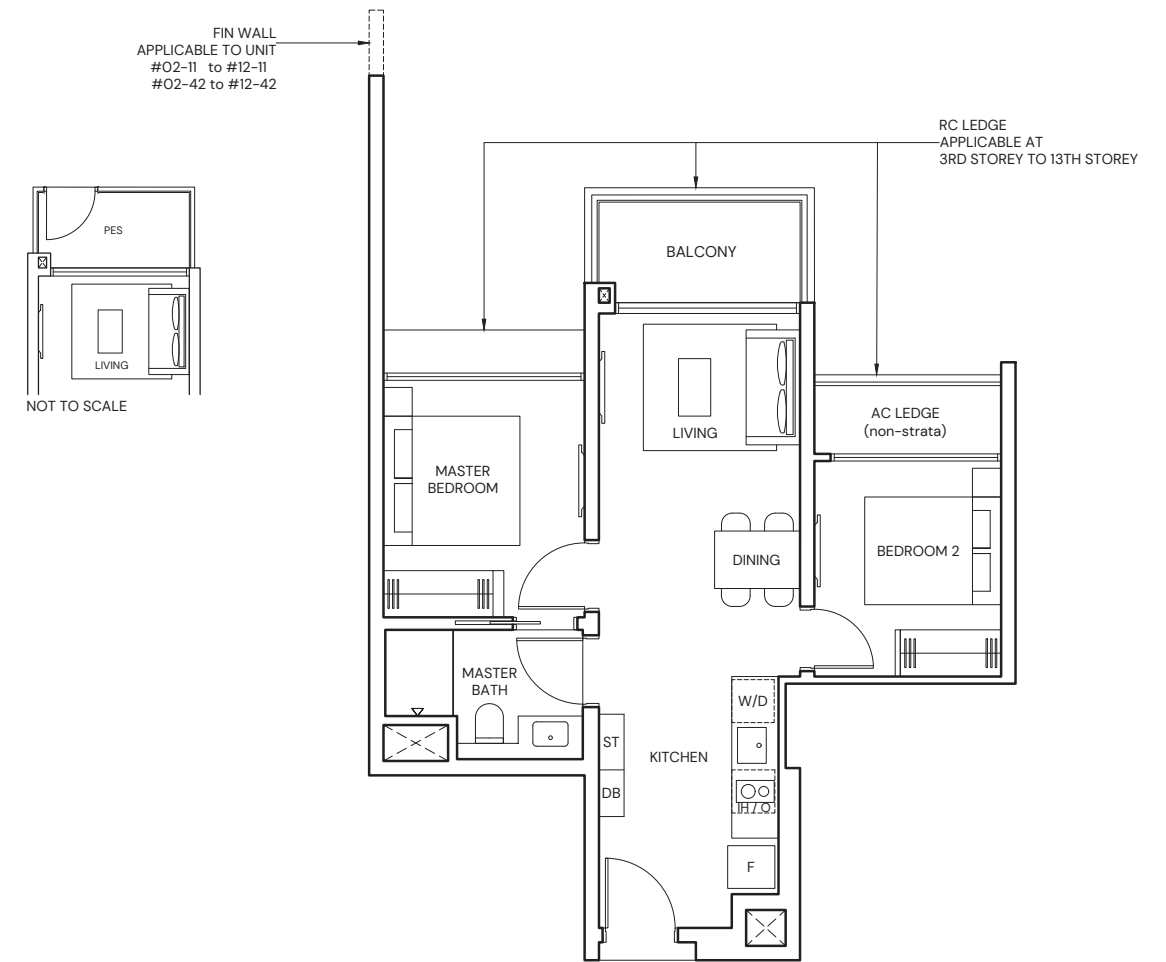
55 sqm / 592 sqft

BLK 1 #03-11 to #12-11
BLK 3 #03-22 to #13-22
BLK 7 #03-42 to #12-42

TYPE B2(p)

55 sqm / 592 sqft

BLK 1 #02-11
BLK 3 #02-22
BLK 7 #02-42



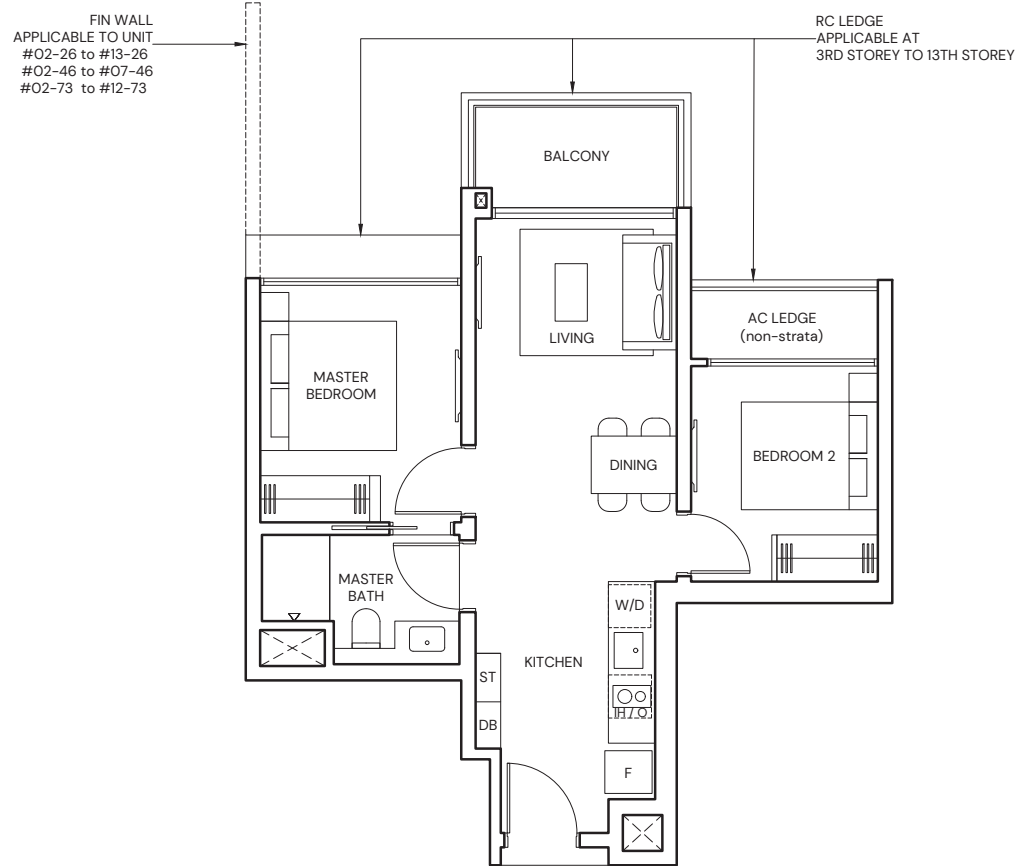
Area includes Private Enclosed Space (PES) or Balcony, where applicable. All AC ledges and RC ledges (non-load bearing) are excluded from strata area. The plans are subjected to change as may be required by relevant authorities. All areas and measurements stated herein as approximate and subject to final survey.

2-BEDROOM

TYPE B3

55 sqm / 592 sqft

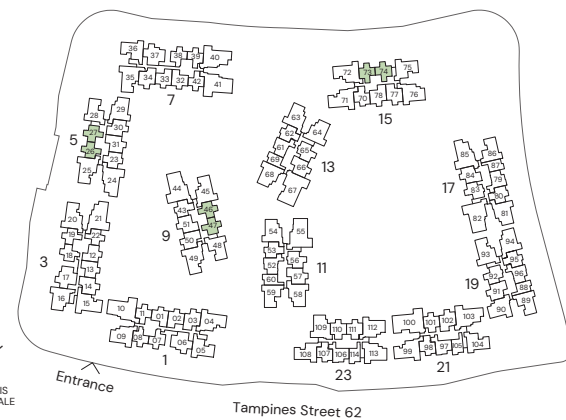
- | | |
|--------------------------|---------------------------|
| BLK 5 #02-26 to #13-26 | BLK 9 #02-47* to #07-47* |
| BLK 5 #02-27* to #13-27* | BLK 15 #02-73 to #12-73 |
| BLK 9 #02-46 to #07-46 | BLK 15 #02-74* to #12-74* |



* Mirrored Unit



Area includes Private Enclosed Space (PES) or Balcony, where applicable. All AC ledges and RC ledges (non-load bearing) are excluded from strata area. The plans are subjected to change as may be required by relevant authorities. All areas and measurements stated herein as approximate and subject to final survey.



2-BEDROOM PREMIUM

TYPE BP1

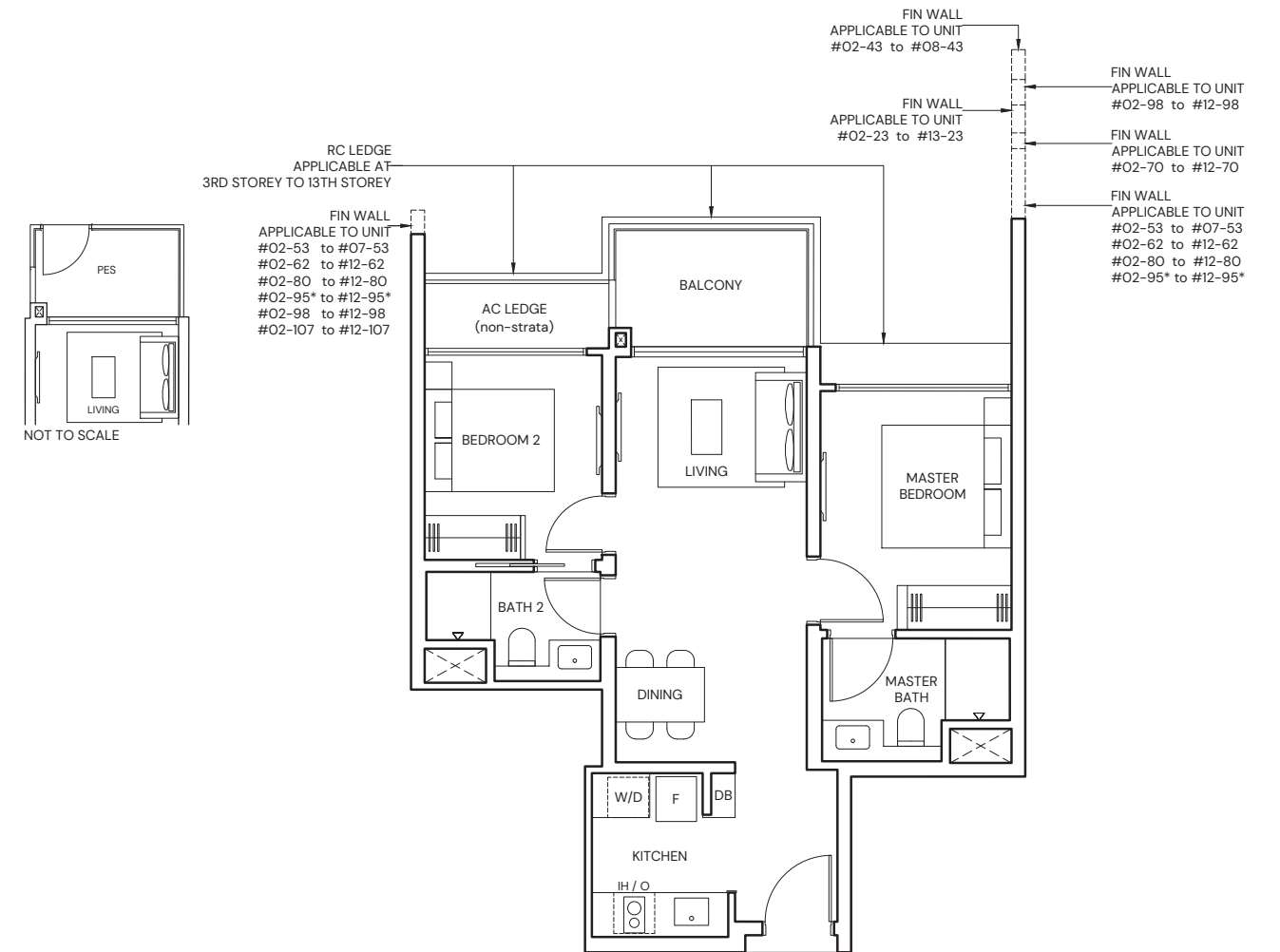
63 sqm / 678 sqft

- | | | |
|-------------------------|-------------------------|---------------------------|
| BLK 5 #03-23 to #13-23 | BLK 13 #02-62 to #12-62 | BLK 19 #02-95* to #12-95* |
| BLK 9 #03-43 to #08-43 | BLK 15 #03-70 to #12-70 | BLK 21 #02-98 to #12-98 |
| BLK 11 #02-53 to #07-53 | BLK 17 #02-80 to #12-80 | BLK 23 #02-107 to #12-107 |

TYPE BP1(p)

63 sqm / 678 sqft

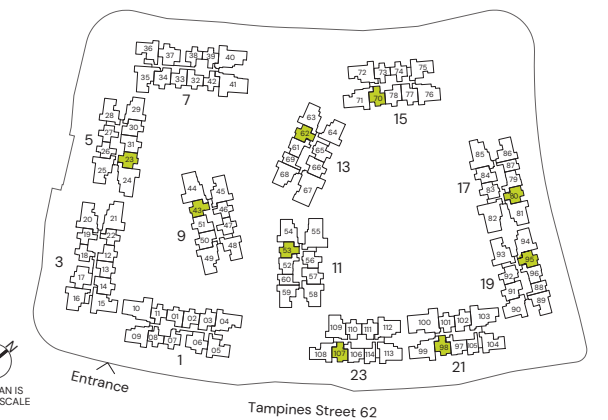
- | |
|---------------|
| BLK 5 #02-23 |
| BLK 9 #02-43 |
| BLK 15 #02-70 |



* Mirrored Unit



Area includes Private Enclosed Space (PES) or Balcony, where applicable. All AC ledges and RC ledges (non-load bearing) are excluded from strata area. The plans are subjected to change as may be required by relevant authorities. All areas and measurements stated herein as approximate and subject to final survey.



2-BEDROOM PREMIUM

TYPE BP2

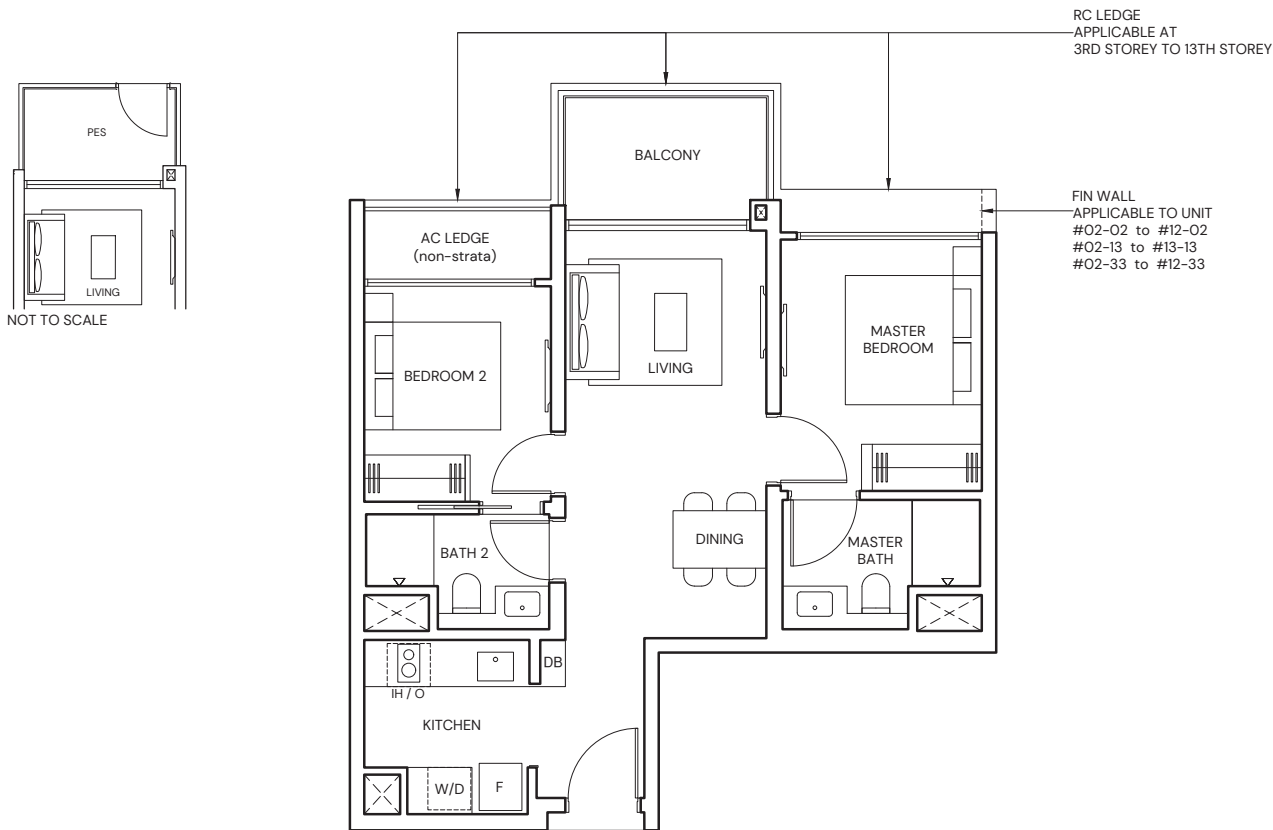
63 sqm / 678 sqft

BLK 1 #03-01* to #12-01*
BLK 1 #03-02 to #12-02
BLK 3 #03-12* to #13-12*

TYPE BP2(p)

63 sqm / 678 sqft

BLK 1 #02-01* BLK 3 #02-13
BLK 1 #02-02 BLK 7 #02-32*
BLK 3 #02-12* BLK 7 #02-33



* Mirrored Unit



Area includes Private Enclosed Space (PES) or Balcony, where applicable. All AC ledges and RC ledges (non-load bearing) are excluded from strata area. The plans are subjected to change as may be required by relevant authorities. All areas and measurements stated herein as approximate and subject to final survey.



2-BEDROOM PREMIUM

TYPE BP3

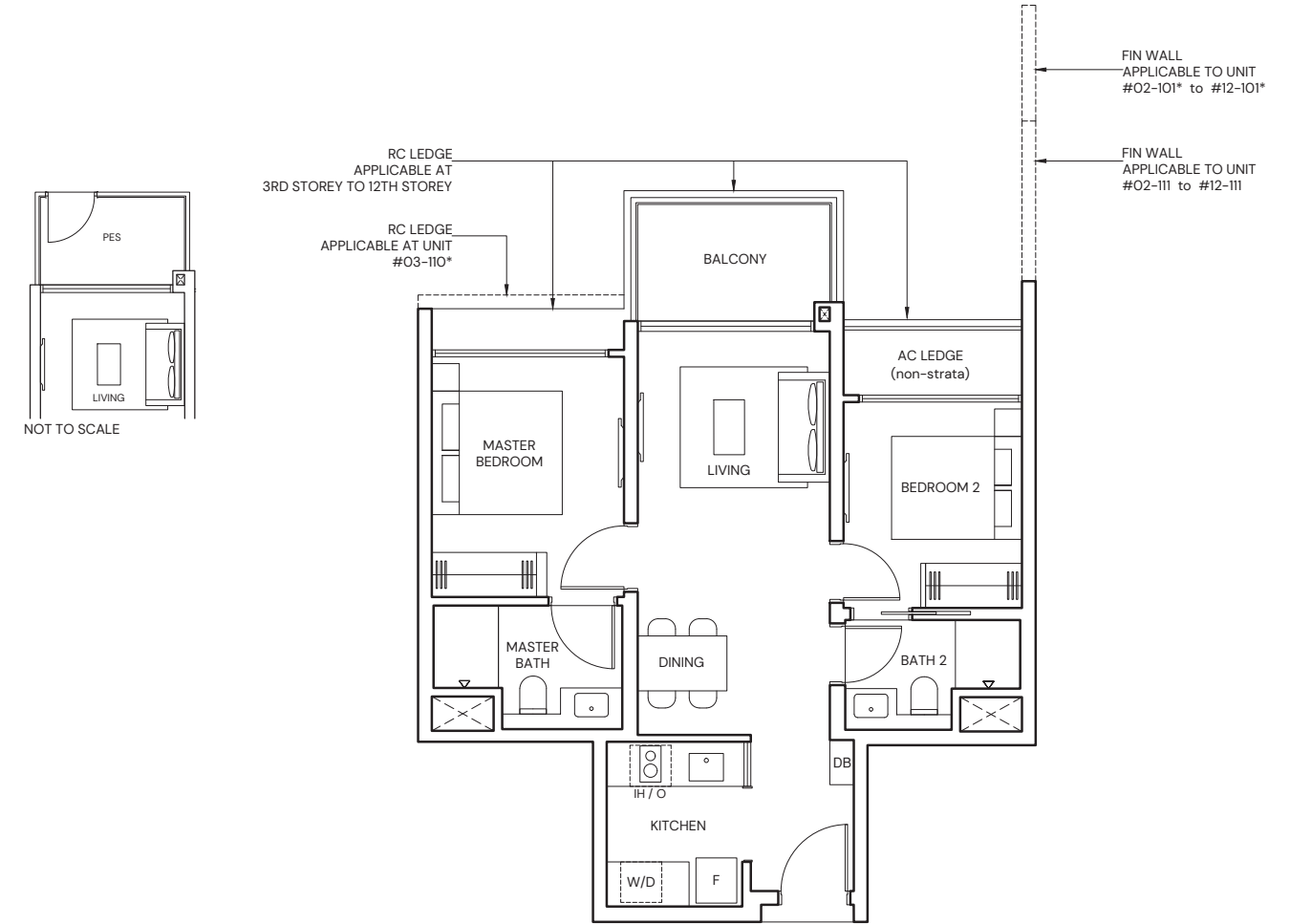
63 sqm / 678 sqft

BLK 21 #03-101* to #12-101*
BLK 23 #03-110* to #12-110*
BLK 23 #03-111 to #12-111

TYPE BP3(p)

63 sqm / 678 sqft

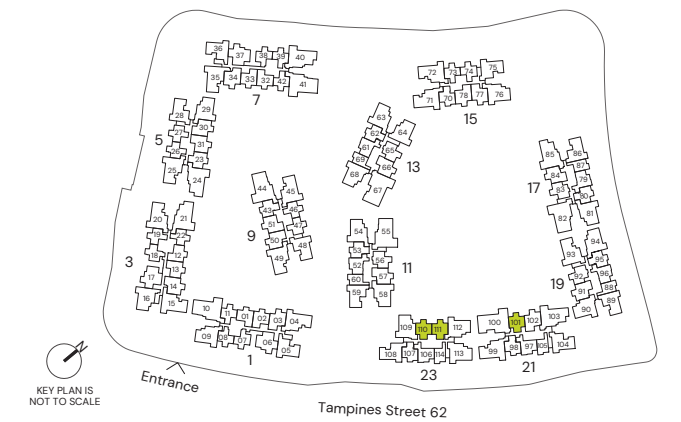
BLK 21 #02-101*
BLK 23 #02-111



* Mirrored Unit



Area includes Private Enclosed Space (PES) or Balcony, where applicable. All AC ledges and RC ledges (non-load bearing) are excluded from strata area. The plans are subjected to change as may be required by relevant authorities. All areas and measurements stated herein as approximate and subject to final survey.



2-BEDROOM PREMIUM

TYPE BP4

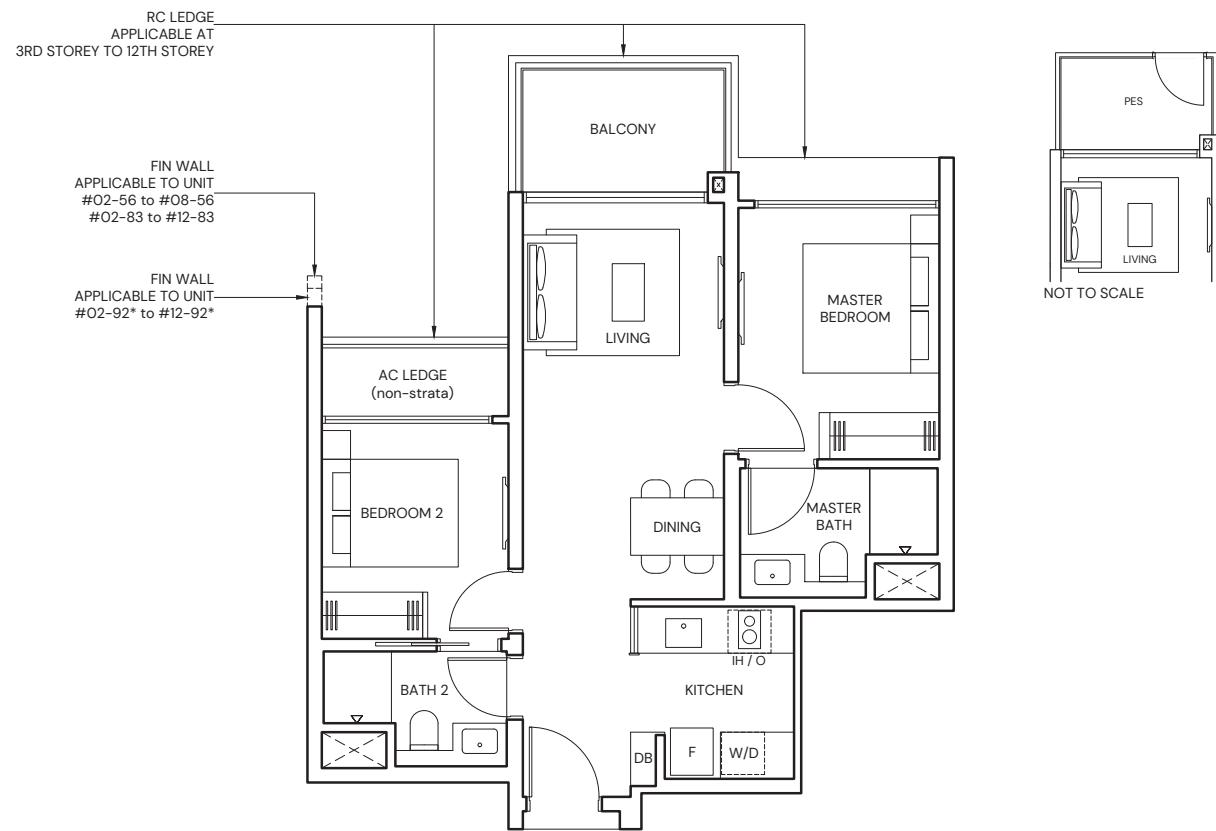
63 sqm / 678 sqft

BLK 11 #03-56 to #08-56
 BLK 13 #03-65 to #12-65
 BLK 17 #03-83 to #12-83
 BLK 19 #03-92* to #12-92*

TYPE BP4(p)

63 sqm / 678 sqft

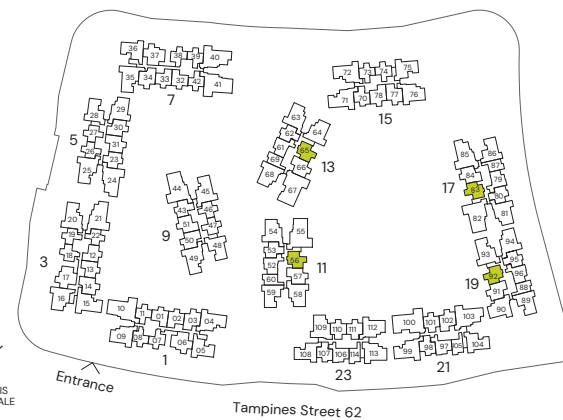
BLK 11 #02-56
 BLK 13 #02-65
 BLK 17 #02-83
 BLK 19 #02-92*



* Mirrored Unit



Area includes Private Enclosed Space (PES) or Balcony, where applicable. All AC ledges and RC ledges (non-load bearing) are excluded from strata area. The plans are subjected to change as may be required by relevant authorities. All areas and measurements stated herein as approximate and subject to final survey.

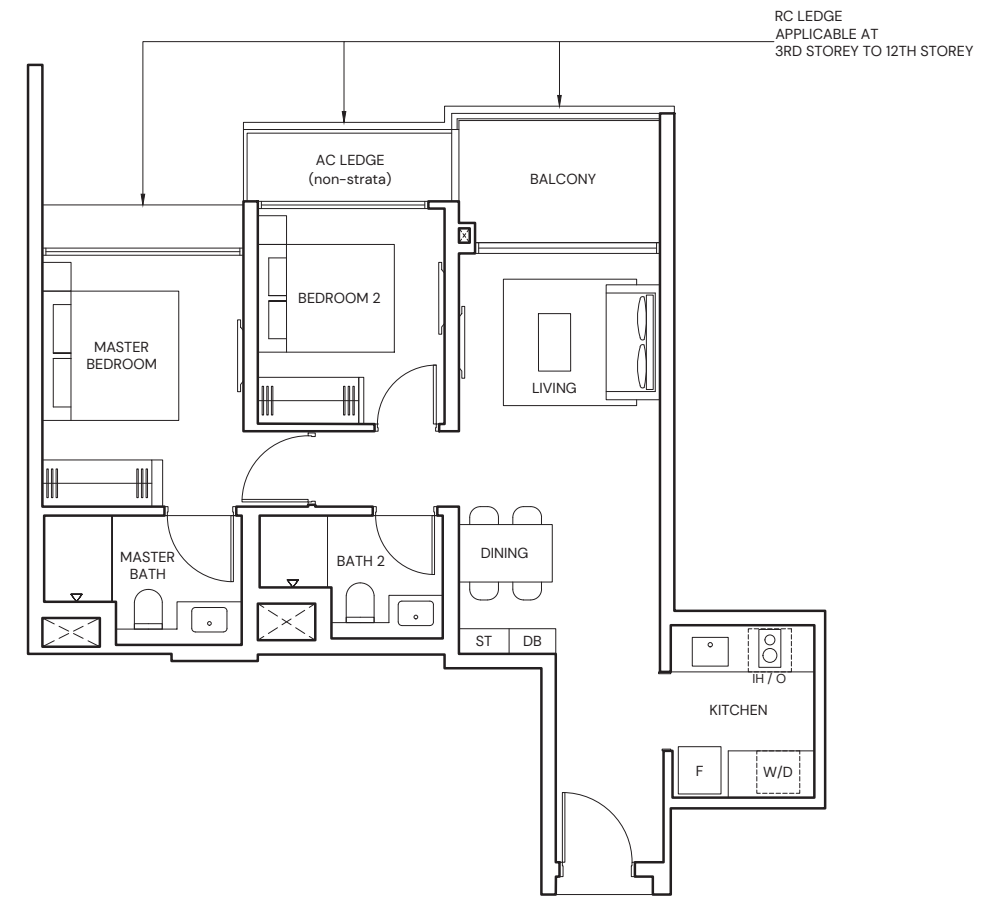


2-BEDROOM PREMIUM

TYPE BP5

67 sqm / 721 sqft

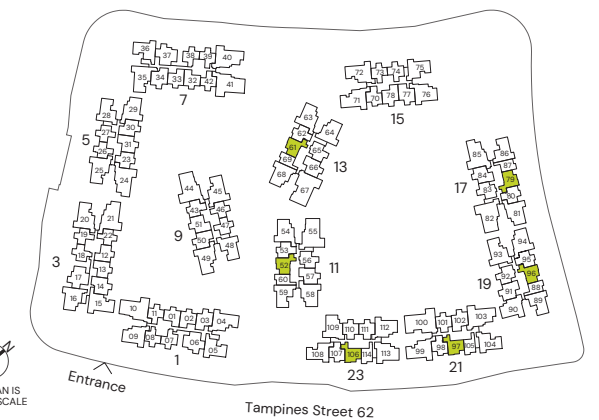
BLK 11 #02-52 to #07-52
 BLK 13 #02-61 to #12-61
 BLK 17 #02-79 to #12-79
 BLK 19 #02-96* to #12-96*
 BLK 21 #02-97 to #12-97
 BLK 23 #02-106 to #12-106



* Mirrored Unit



Area includes Private Enclosed Space (PES) or Balcony, where applicable. All AC ledges and RC ledges (non-load bearing) are excluded from strata area. The plans are subjected to change as may be required by relevant authorities. All areas and measurements stated herein as approximate and subject to final survey.



2-BEDROOM PREMIUM + STUDY

TYPE BPS1

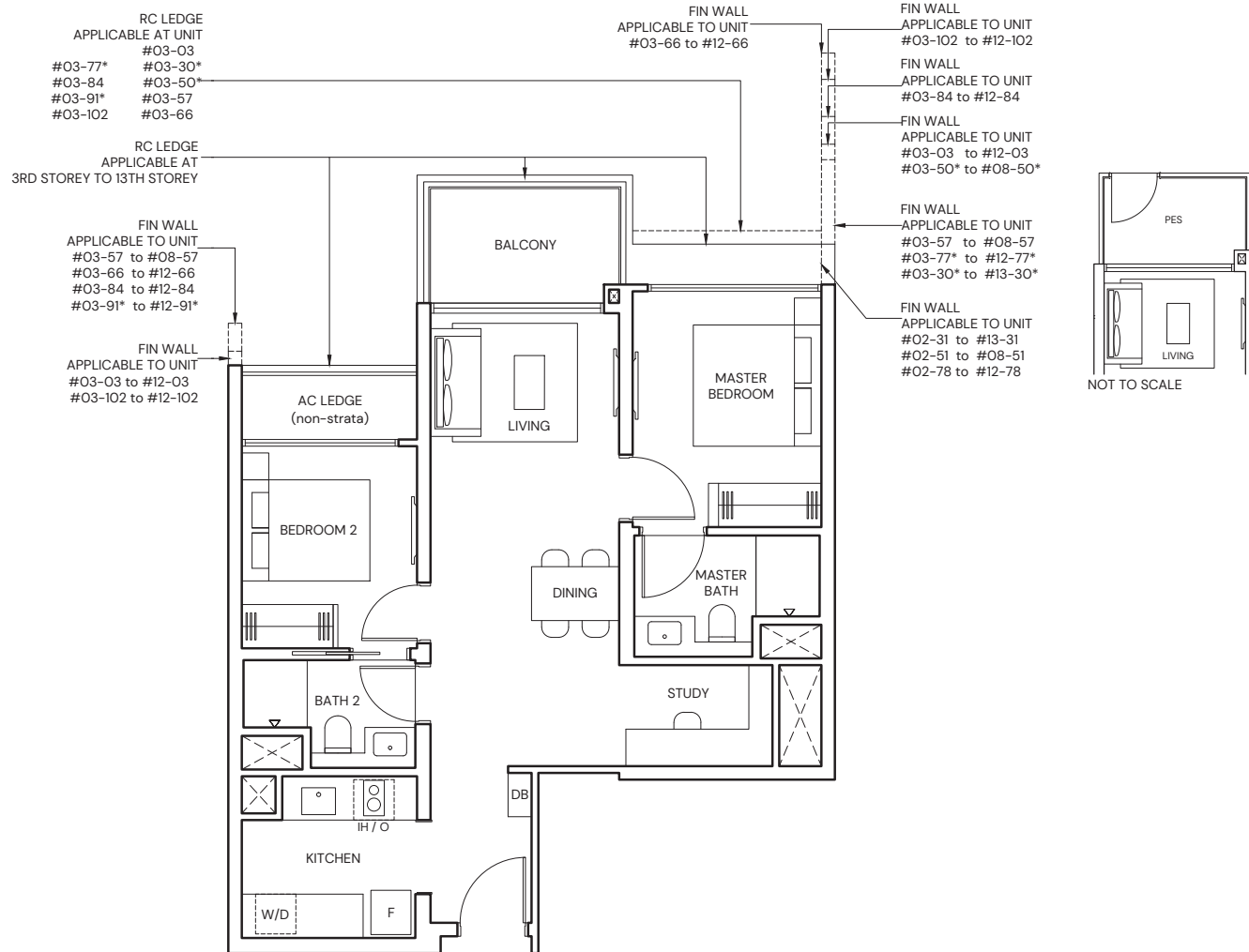
71 sqm / 764 sqft

BLK 1 #03-03 to #12-03
BLK 5 #03-30* to #13-30*
BLK 5 #03-31 to #13-31
BLK 9 #03-50* to #08-50*
BLK 9 #03-51 to #08-51
BLK 11 #03-57 to #08-57
BLK 13 #03-66 to #12-66
BLK 15 #03-77* to #12-77*
BLK 15 #03-78 to #12-78
BLK 17 #03-84 to #12-84
BLK 19 #03-91* to #12-91*
BLK 21 #03-102 to #12-102

TYPE BPS1(p)

71 sqm / 764 sqft

BLK 5 #02-31
BLK 9 #02-51
BLK 15 #02-78



* Mirrored Unit



Area includes Private Enclosed Space (PES) or Balcony, where applicable. All AC ledges and RC ledges (non-load bearing) are excluded from strata area. The plans are subjected to change as may be required by relevant authorities. All areas and measurements stated herein as approximate and subject to final survey.

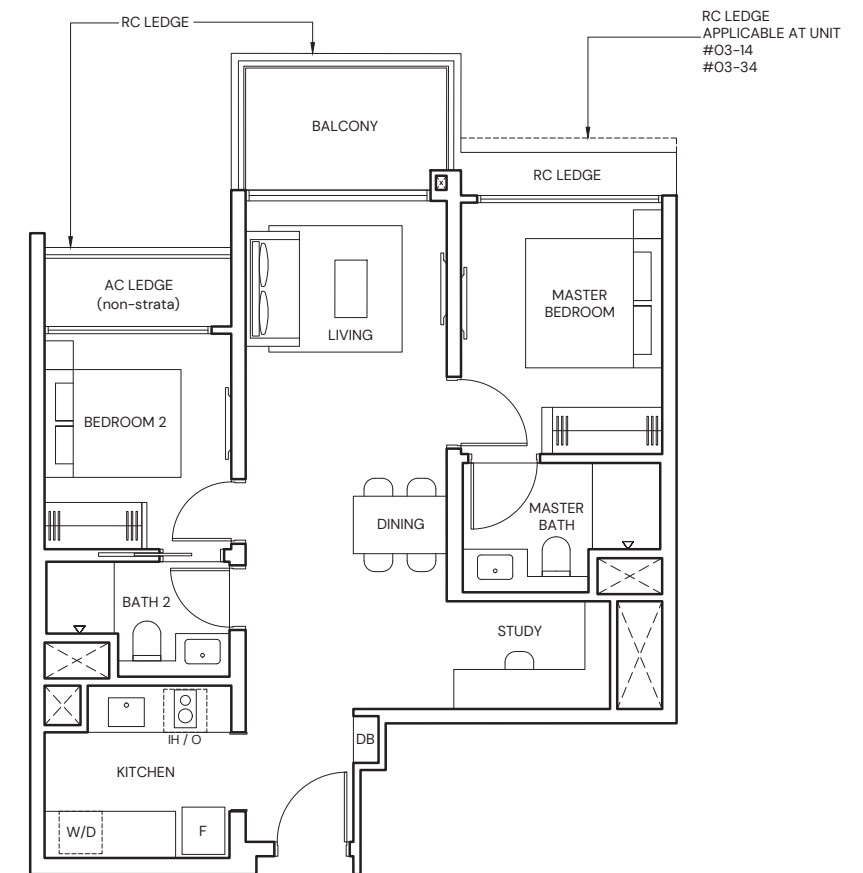


2-BEDROOM PREMIUM + STUDY

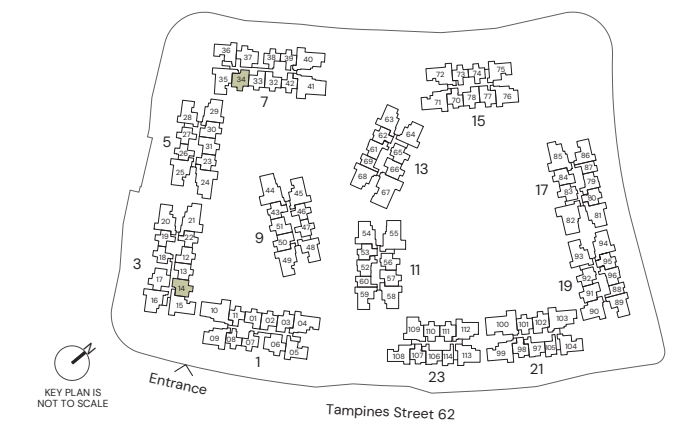
TYPE BPS2

71 sqm / 764 sqft

BLK 3 #03-14 to #13-14
BLK 7 #03-34 to #12-34



Area includes Private Enclosed Space (PES) or Balcony, where applicable. All AC ledges and RC ledges (non-load bearing) are excluded from strata area. The plans are subjected to change as may be required by relevant authorities. All areas and measurements stated herein as approximate and subject to final survey.





FOR ILLUSTRATION ONLY

3-BEDROOM

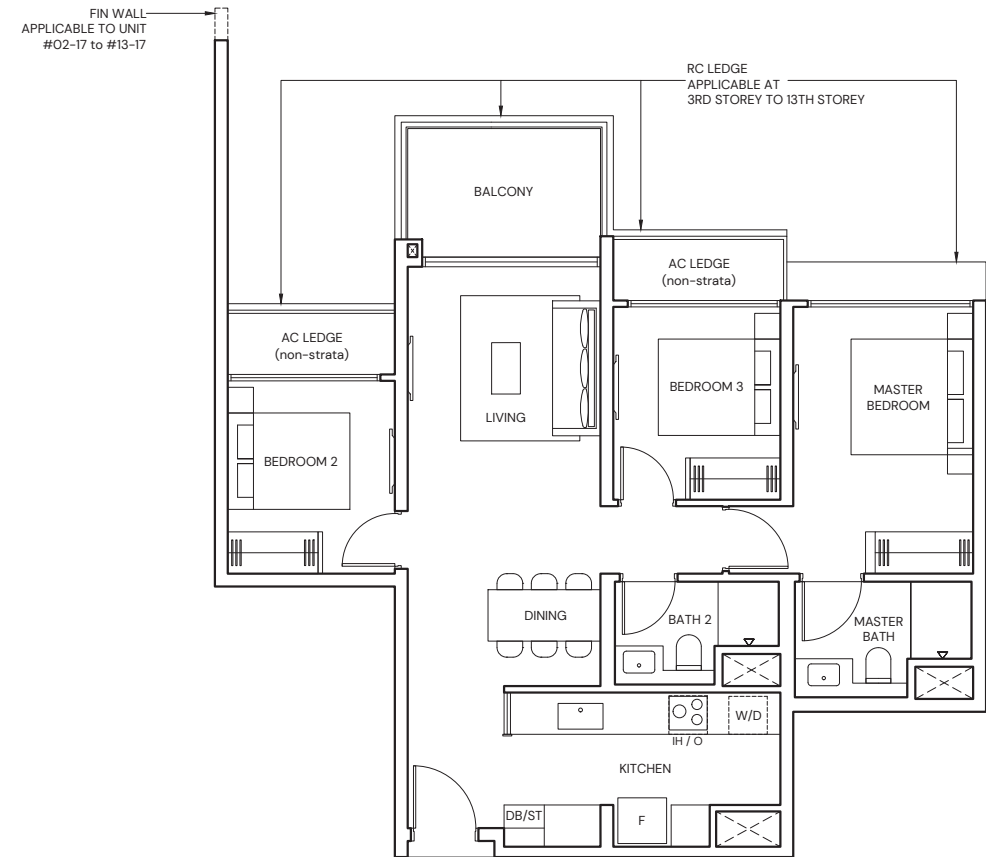
TYPE C1

86 sqm / 926 sqft

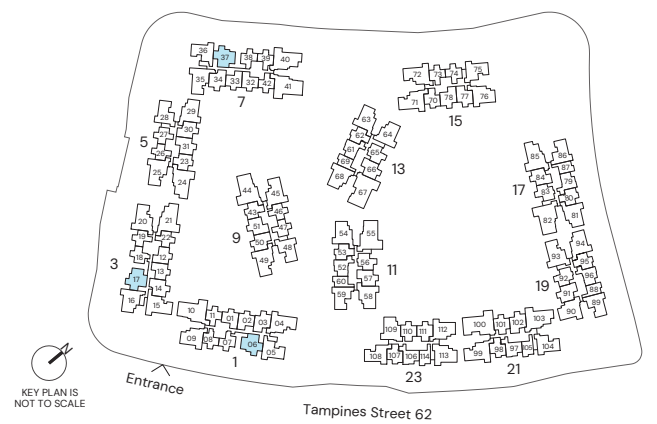
BLK 1 #02-06 to #12-06

BLK 3 #02-17 to #13-17

BLK 7 #02-37 to #12-37



Area includes Private Enclosed Space (PES) or Balcony, where applicable. All AC ledges and RC ledges (non-load bearing) are excluded from strata area. The plans are subjected to change as may be required by relevant authorities. All areas and measurements stated herein as approximate and subject to final survey.

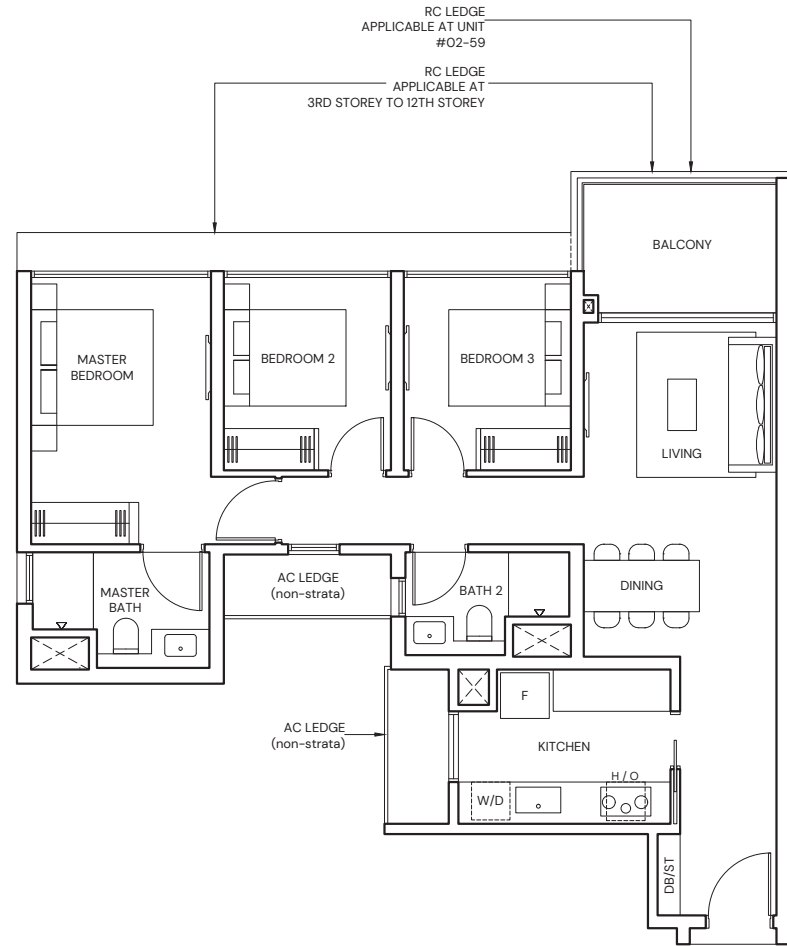


3-BEDROOM

TYPE C2

87 sqm / 936 sqft

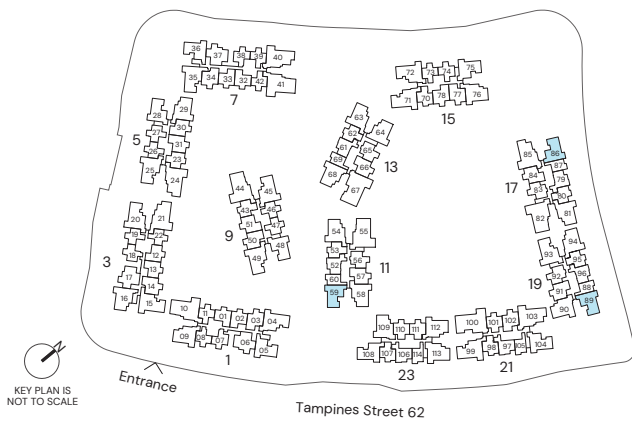
BLK 11 #02-59 to #07-59
 BLK 17 #02-86 to #12-86
 BLK 19 #02-89* to #12-89*



* Mirrored Unit



Area includes Private Enclosed Space (PES) or Balcony, where applicable. All AC ledges and RC ledges (non-load bearing) are excluded from strata area. The plans are subjected to change as may be required by relevant authorities. All areas and measurements stated herein as approximate and subject to final survey.

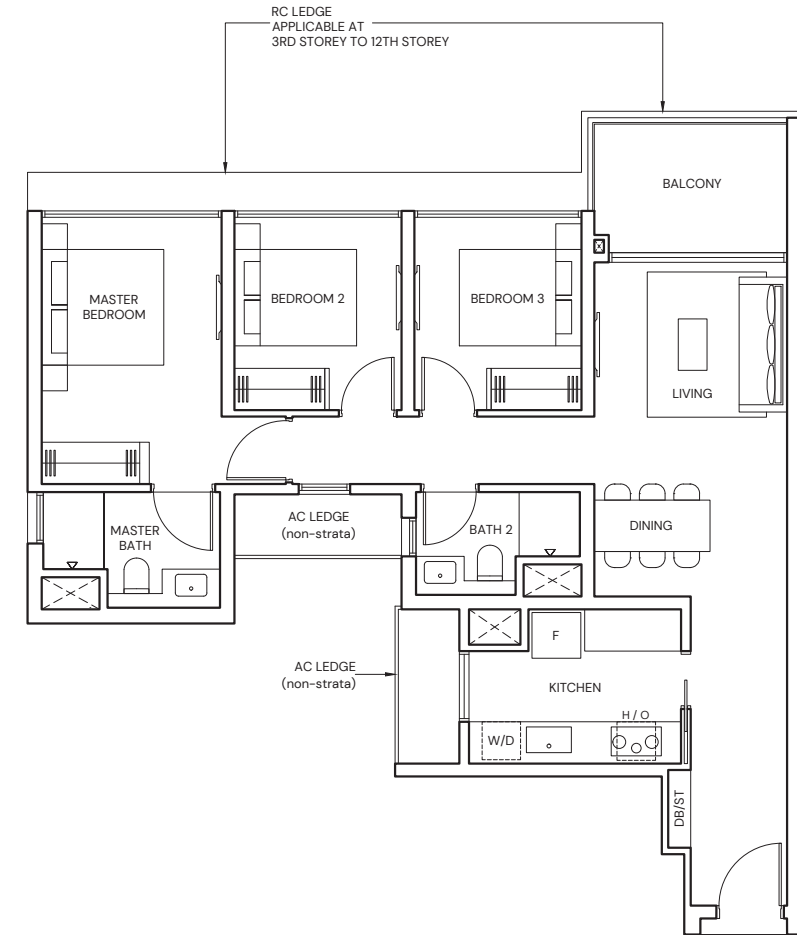


3-BEDROOM

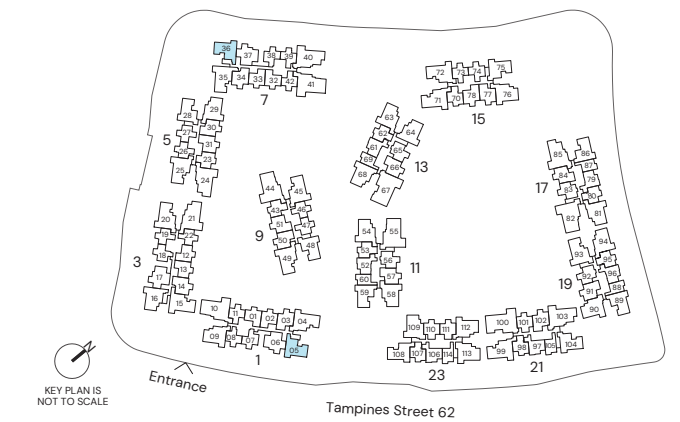
TYPE C3

88 sqm / 947 sqft

BLK 1 #02-05 to #12-05
 BLK 7 #02-36 to #12-36



Area includes Private Enclosed Space (PES) or Balcony, where applicable. All AC ledges and RC ledges (non-load bearing) are excluded from strata area. The plans are subjected to change as may be required by relevant authorities. All areas and measurements stated herein as approximate and subject to final survey.

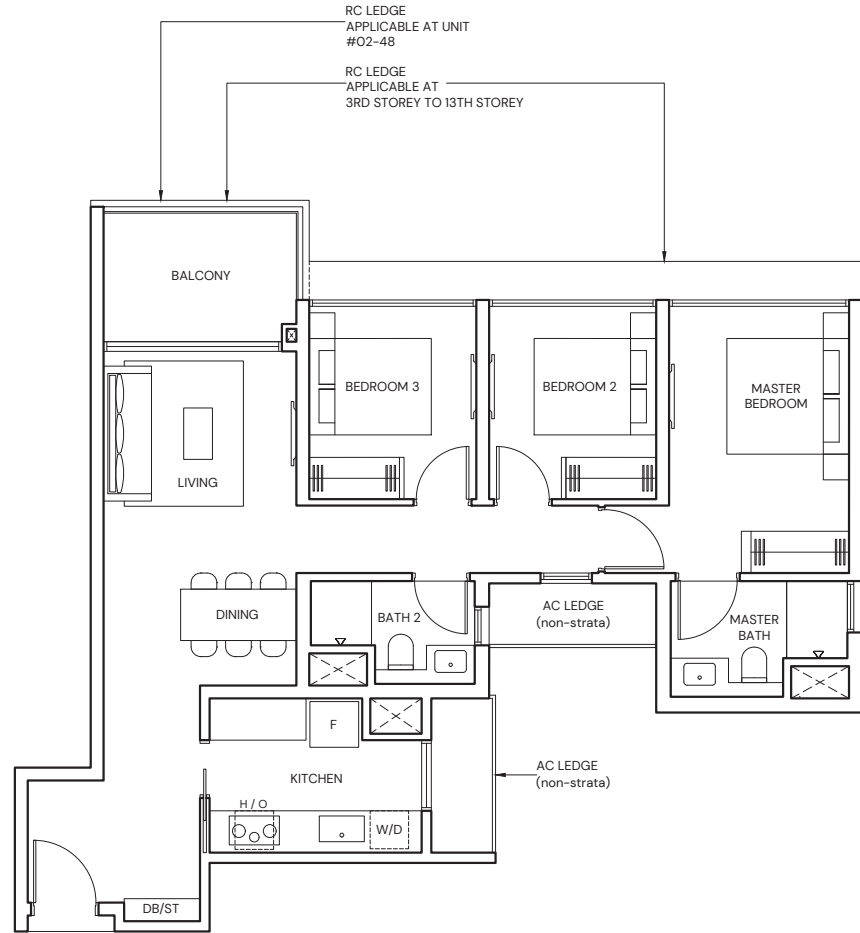


3-BEDROOM

TYPE C4

88 sqm / 947 sqft

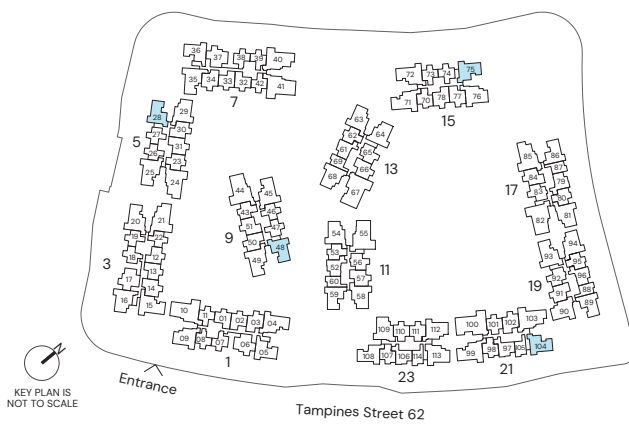
BLK 5 #02-28 to #13-28
 BLK 9 #02-48 to #07-48
 BLK 15 #02-75 to #12-75
 BLK 21 #02-104* to #12-104*



* Mirrored Unit



Area includes Private Enclosed Space (PES) or Balcony, where applicable. All AC ledges and RC ledges (non-load bearing) are excluded from strata area. The plans are subjected to change as may be required by relevant authorities. All areas and measurements stated herein as approximate and subject to final survey.

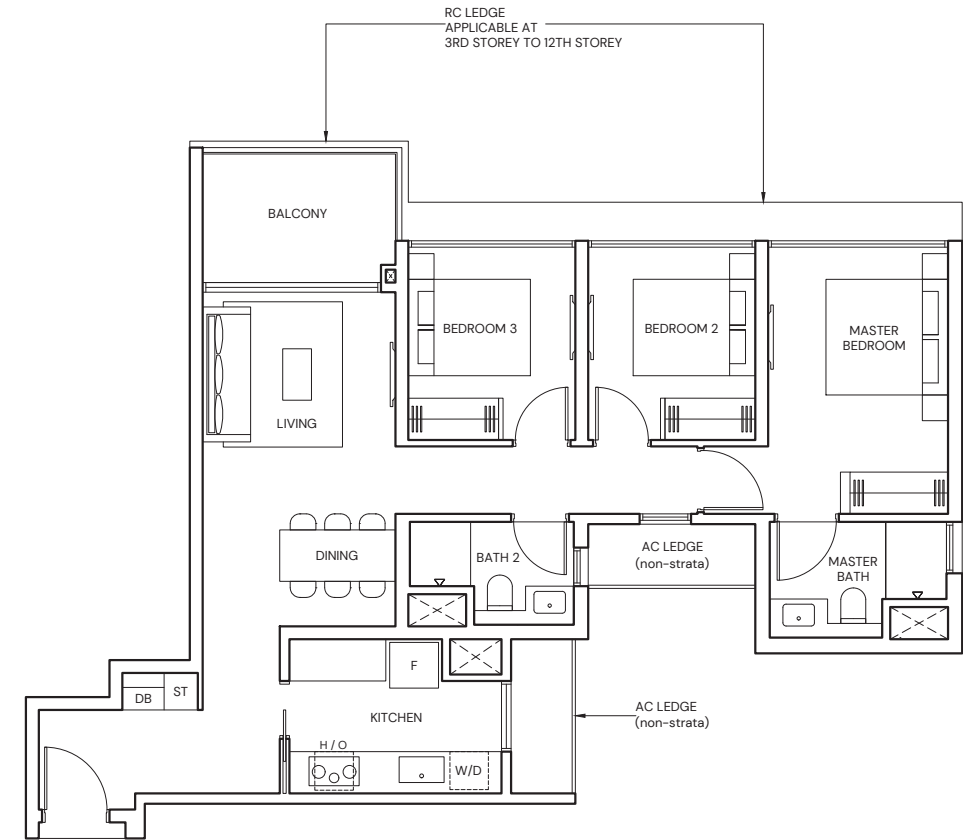


3-BEDROOM

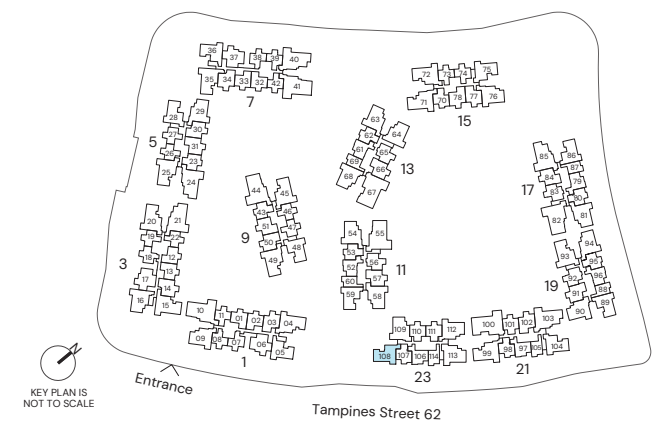
TYPE C5

88 sqm / 947 sqft

BLK 23 #02-108 to #12-108



Area includes Private Enclosed Space (PES) or Balcony, where applicable. All AC ledges and RC ledges (non-load bearing) are excluded from strata area. The plans are subjected to change as may be required by relevant authorities. All areas and measurements stated herein as approximate and subject to final survey.



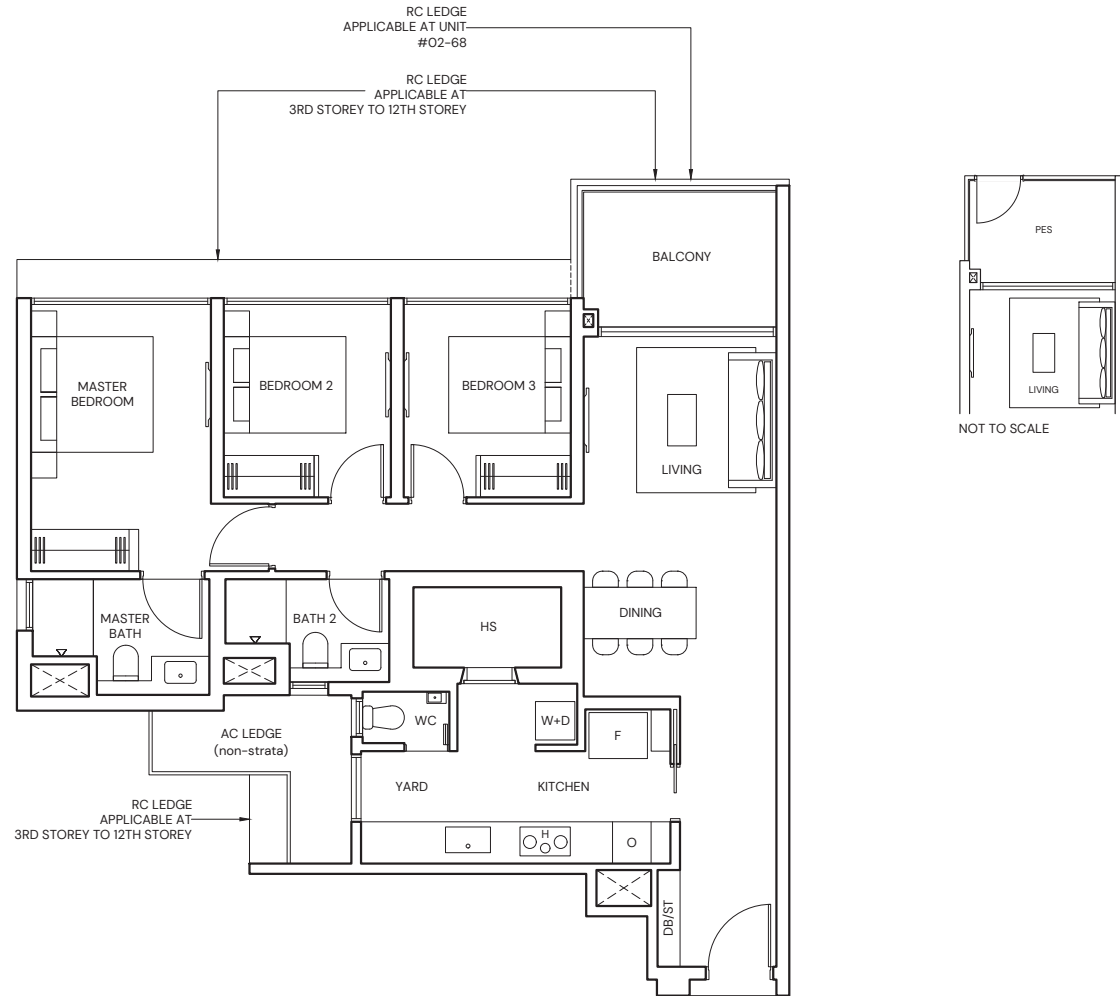
3-BEDROOM PREMIUM

TYPE CP1
99 sqm / 1066 sqft

BLK 13 #03-64 to #12-64
BLK 13 #02-68 to #12-68

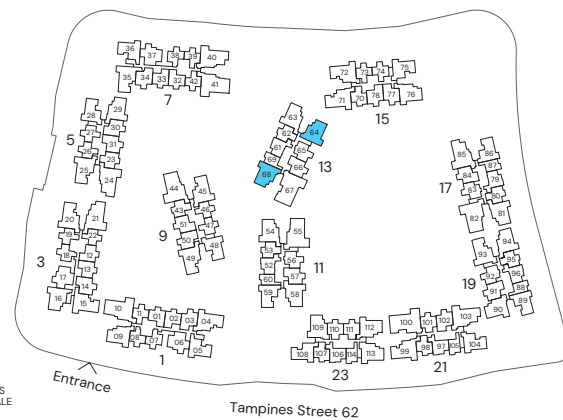
TYPE CP1(p)
99 sqm / 1066 sqft

BLK 13 #02-64



Area includes Private Enclosed Space (PES) or Balcony, where applicable. All AC ledges and RC ledges (non-load bearing) are excluded from strata area. The plans are subjected to change as may be required by relevant authorities. All areas and measurements stated herein as approximate and subject to final survey.

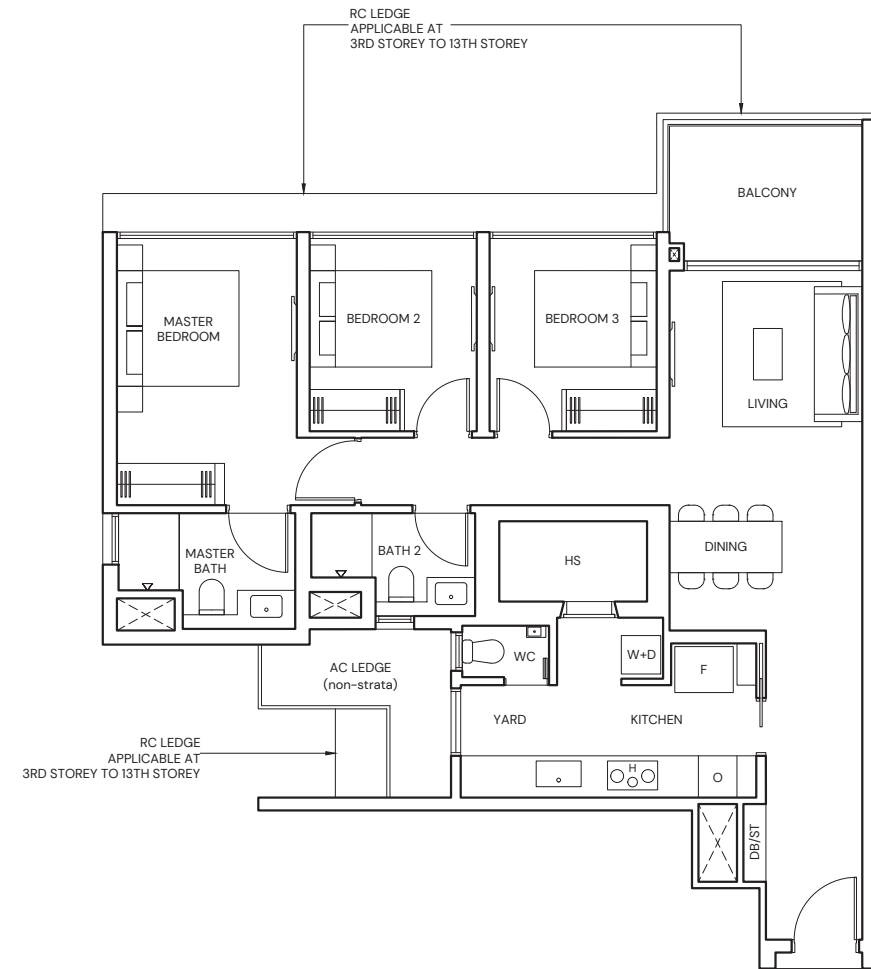
KEY PLAN IS NOT TO SCALE



3-BEDROOM PREMIUM

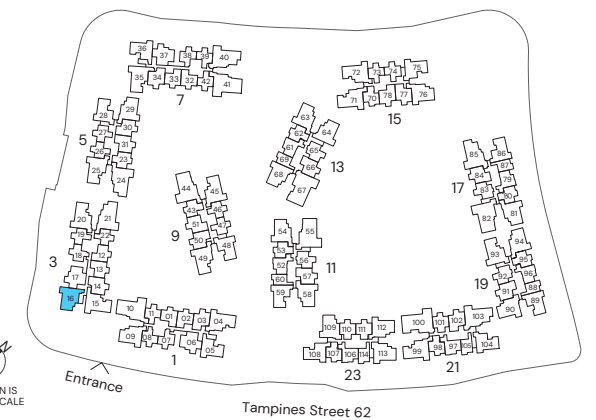
TYPE CP2
99 sqm / 1066 sqft

BLK 3 #02-16 to #13-16



Area includes Private Enclosed Space (PES) or Balcony, where applicable. All AC ledges and RC ledges (non-load bearing) are excluded from strata area. The plans are subjected to change as may be required by relevant authorities. All areas and measurements stated herein as approximate and subject to final survey.

KEY PLAN IS NOT TO SCALE

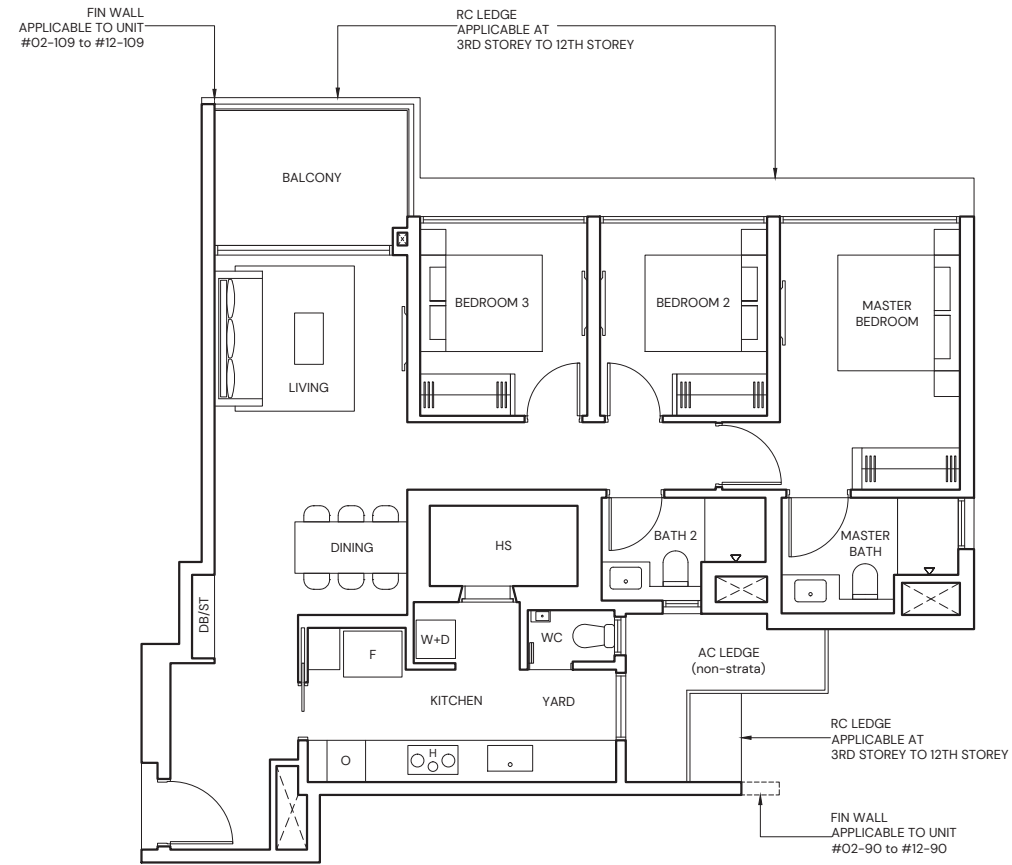


3-BEDROOM PREMIUM

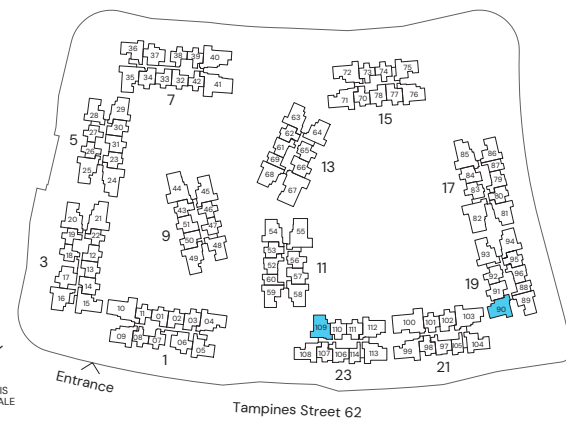
TYPE CP3

99 sqm / 1066 sqft

BLK 19 #02-90 to #12-90
BLK 23 #02-109 to #12-109



Area includes Private Enclosed Space (PES) or Balcony, where applicable. All AC ledges and RC ledges (non-load bearing) are excluded from strata area. The plans are subjected to change as may be required by relevant authorities. All areas and measurements stated herein as approximate and subject to final survey.

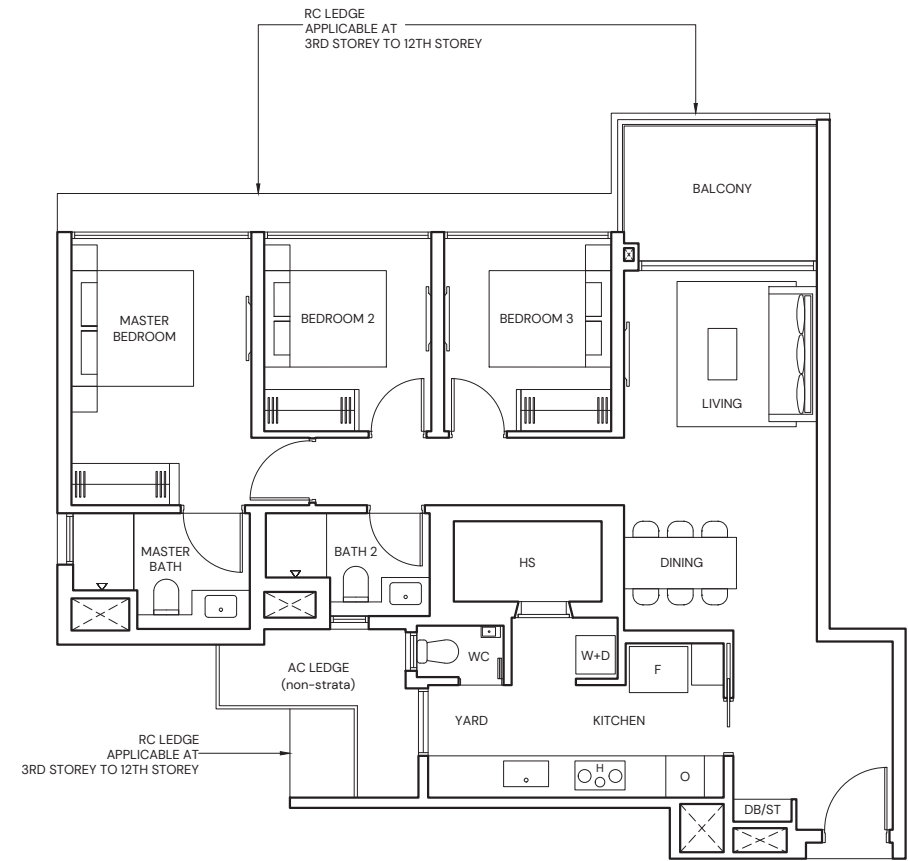


3-BEDROOM PREMIUM

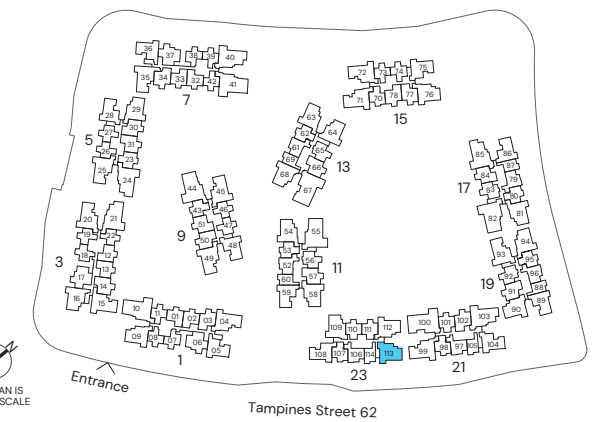
TYPE CP4

99 sqm / 1066 sqft

BLK 23 #02-113 to #12-113



Area includes Private Enclosed Space (PES) or Balcony, where applicable. All AC ledges and RC ledges (non-load bearing) are excluded from strata area. The plans are subjected to change as may be required by relevant authorities. All areas and measurements stated herein as approximate and subject to final survey.



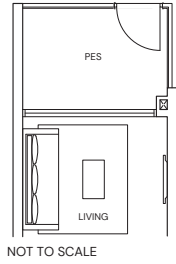
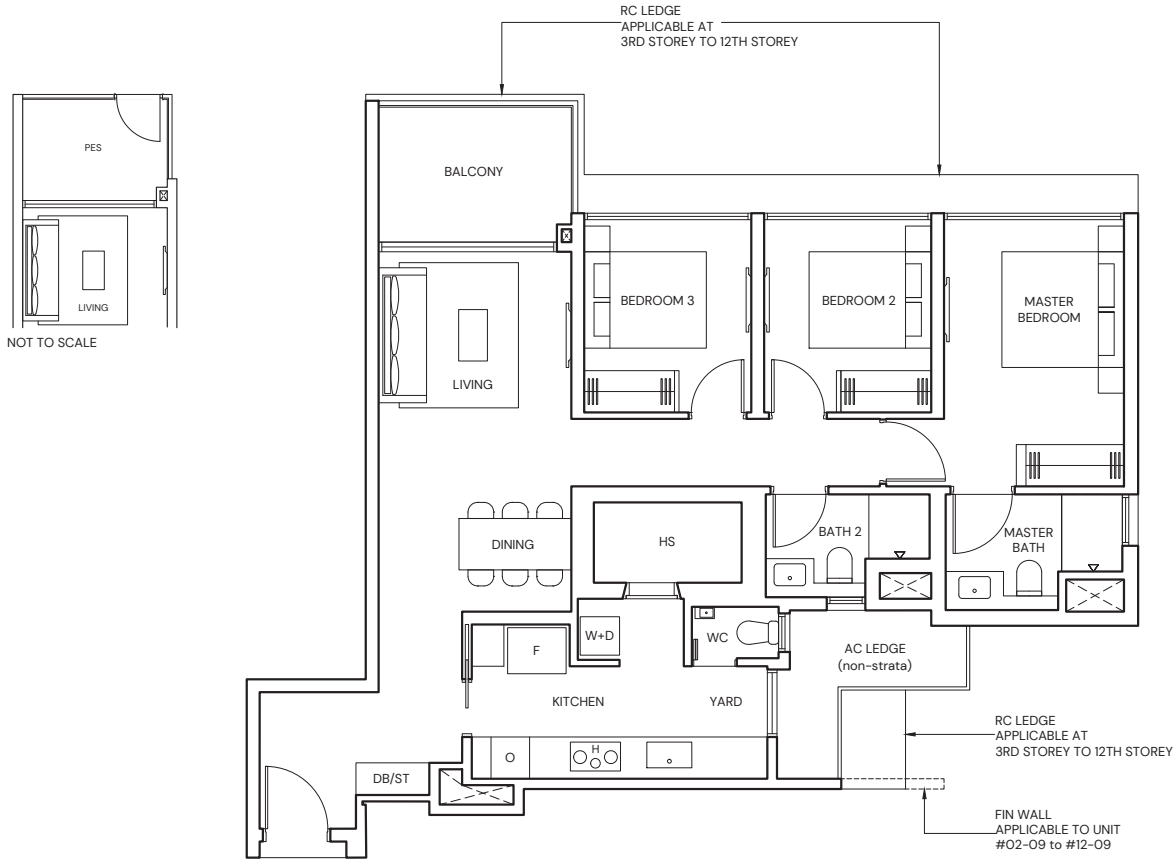
3-BEDROOM PREMIUM

TYPE CP5
99 sqm / 1066 sqft

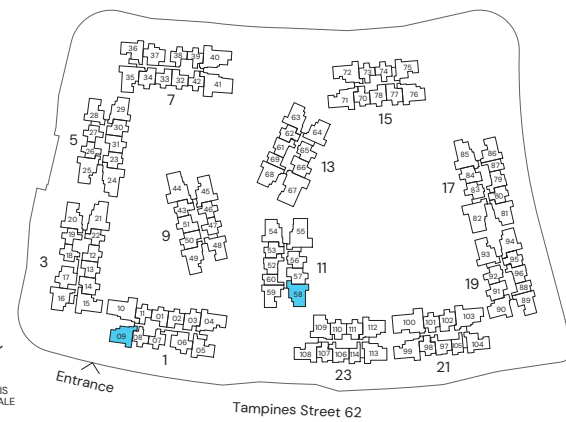
BLK 1 #02-09 to #12-09
BLK 11 #03-58 to #08-58

TYPE CP5(p)
99 sqm / 1066 sqft

BLK 11 #02-58



Area includes Private Enclosed Space (PES) or Balcony, where applicable. All AC ledges and RC ledges (non-load bearing) are excluded from strata area. The plans are subjected to change as may be required by relevant authorities. All areas and measurements stated herein as approximate and subject to final survey.



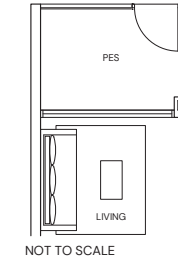
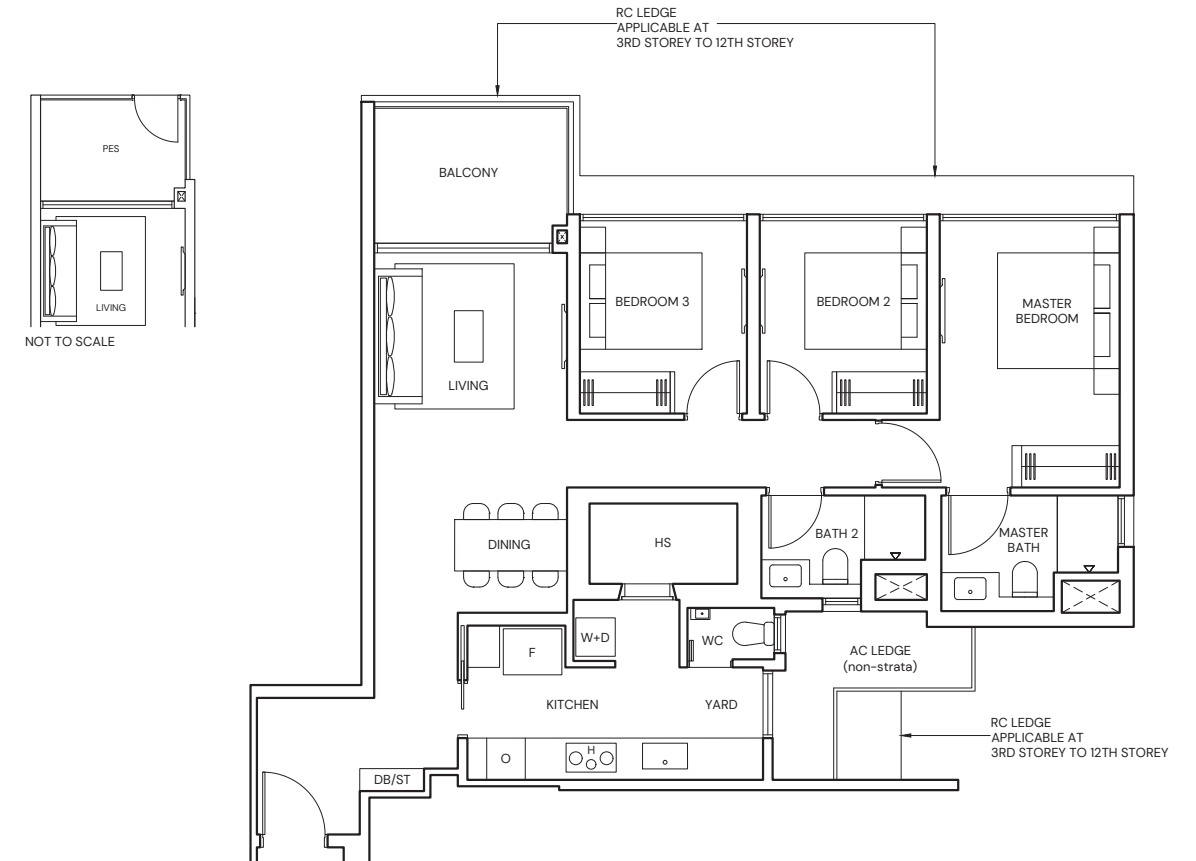
3-BEDROOM PREMIUM

TYPE CP6
99 sqm / 1066 sqft

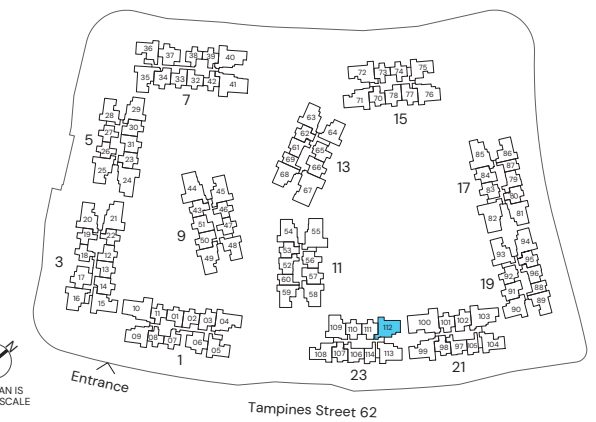
BLK 23 #03-112 to #12-112

TYPE CP6(p)
99 sqm / 1066 sqft

BLK 23 #02-112



Area includes Private Enclosed Space (PES) or Balcony, where applicable. All AC ledges and RC ledges (non-load bearing) are excluded from strata area. The plans are subjected to change as may be required by relevant authorities. All areas and measurements stated herein as approximate and subject to final survey.



3-BEDROOM PREMIUM

TYPE CP7

100 sqm / 1076 sqft

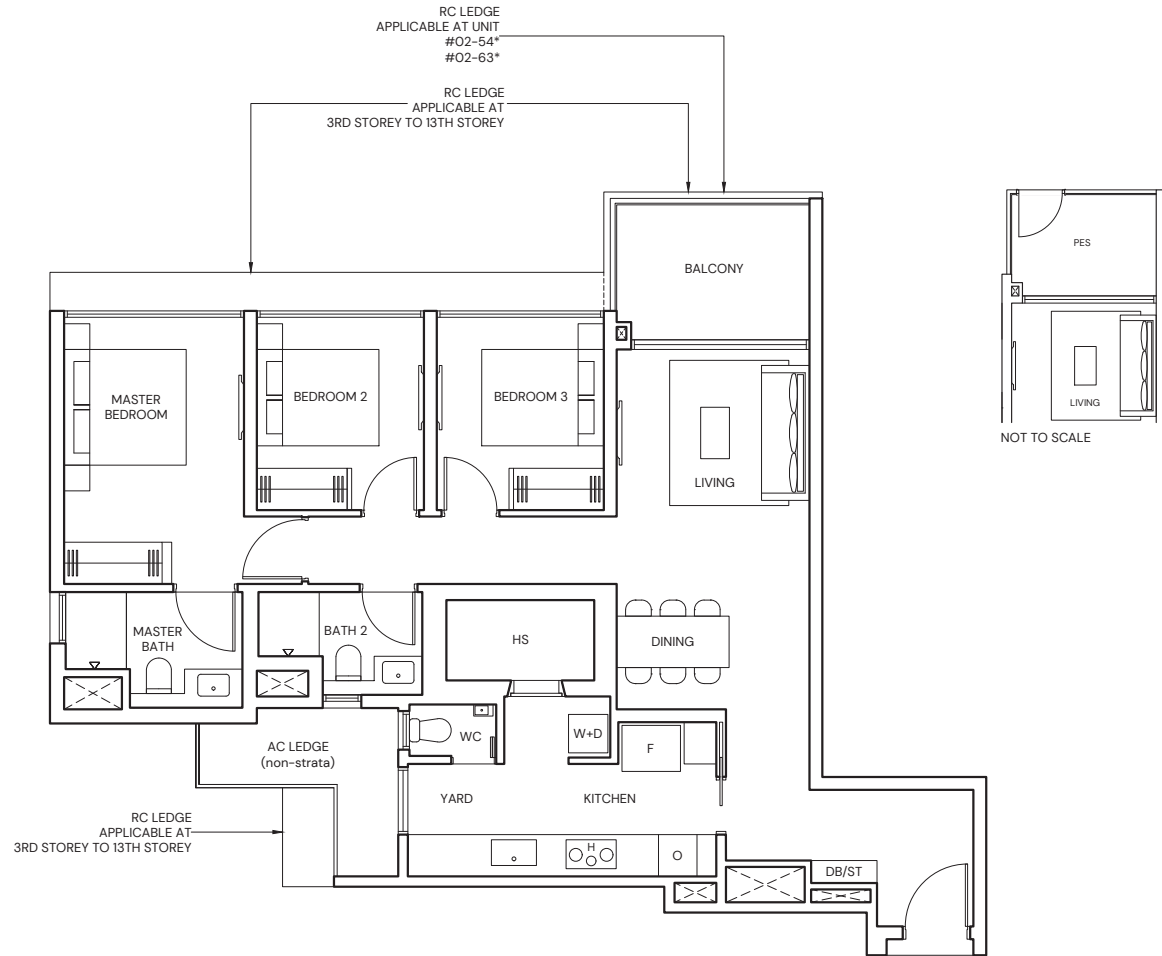
BLK 5 #03-29 to #13-29
BLK 11 #02-54* to #07-54*
BLK 13 #02-63* to #12-63*

BLK 15 #03-76 to #12-76
BLK 17 #03-81* to #12-81*
BLK 19 #02-94 to #12-94

TYPE CP7(p)

100 sqm / 1076 sqft

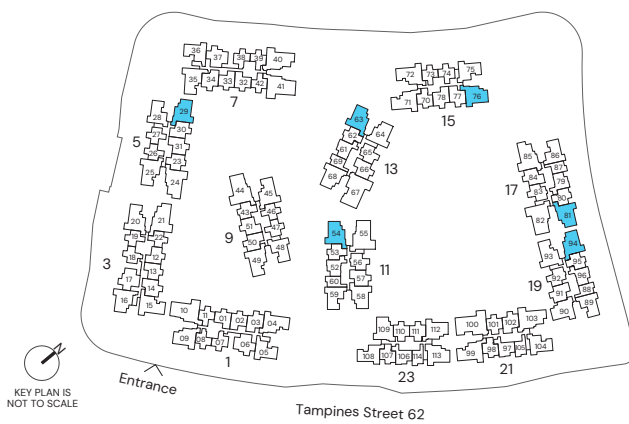
BLK 5 #02-29
BLK 15 #02-76



* Mirrored Unit



Area includes Private Enclosed Space (PES) or Balcony, where applicable. All AC ledges and RC ledges (non-load bearing) are excluded from strata area. The plans are subjected to change as may be required by relevant authorities. All areas and measurements stated herein as approximate and subject to final survey.

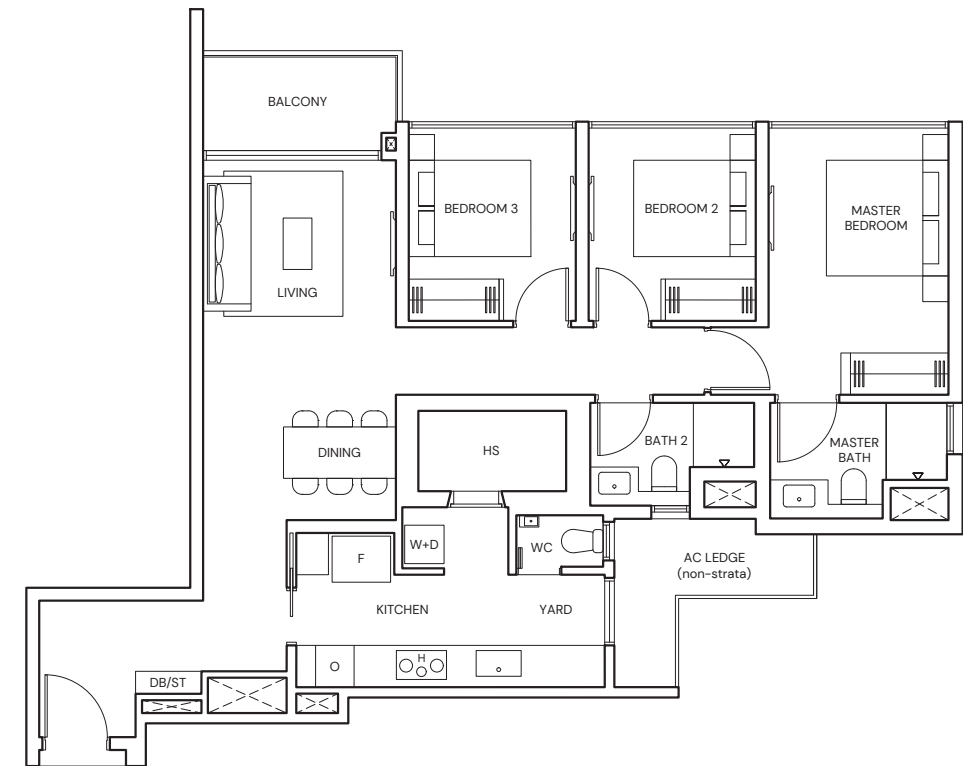


3-BEDROOM PREMIUM

TYPE CP8

98 sqm / 1055 sqft

BLK 17 #02-81



Area includes Private Enclosed Space (PES) or Balcony, where applicable. All AC ledges and RC ledges (non-load bearing) are excluded from strata area. The plans are subjected to change as may be required by relevant authorities. All areas and measurements stated herein as approximate and subject to final survey.



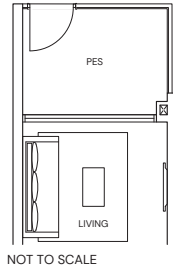
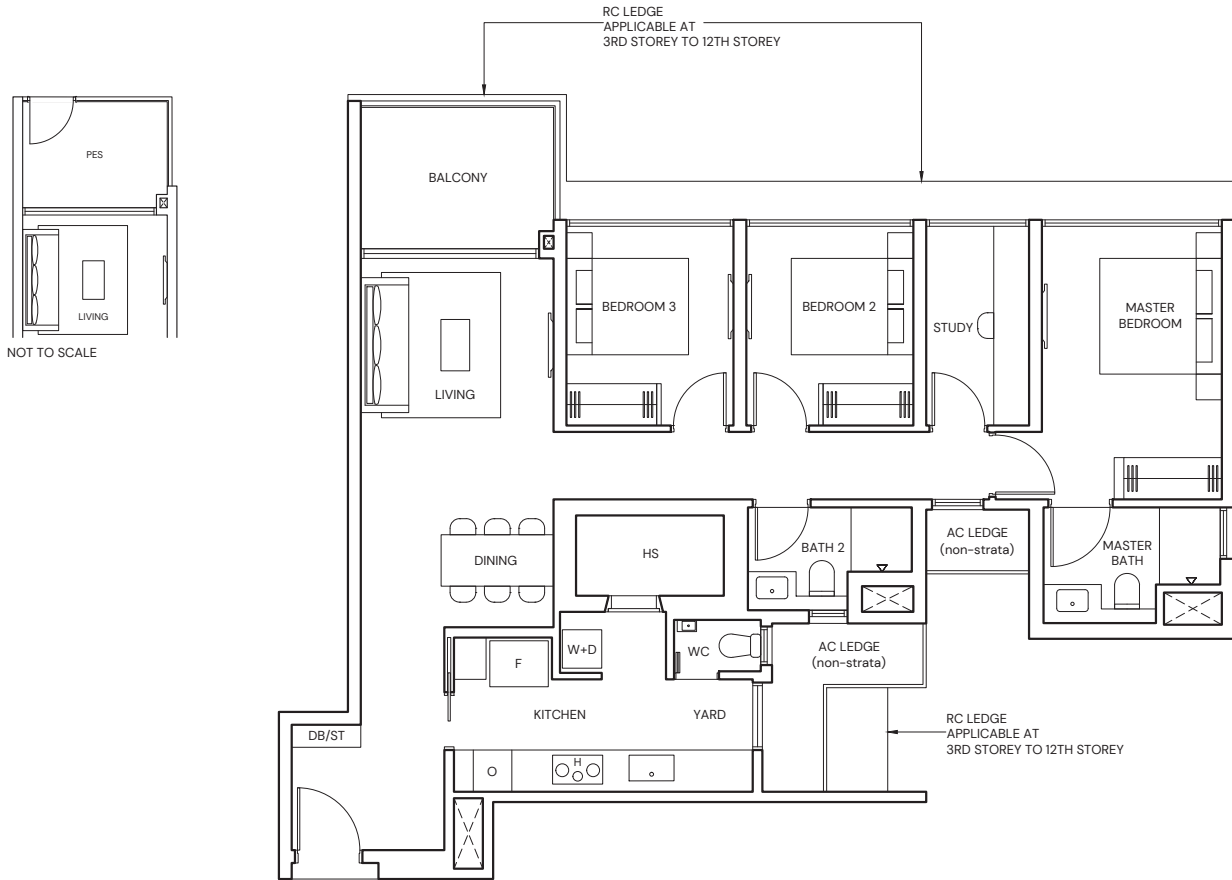
3-BEDROOM PREMIUM + STUDY

TYPE CPS1
108 sqm / 1163 sqft

BLK 19 #03-93 to #12-93

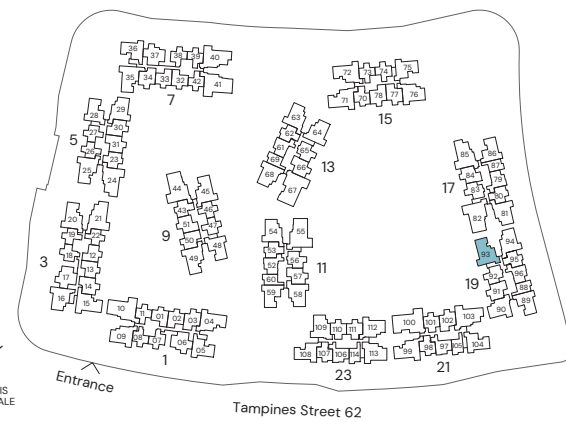
TYPE CPS1(p)
108 sqm / 1163 sqft

BLK 19 #02-93



Area includes Private Enclosed Space (PES) or Balcony, where applicable. All AC ledges and RC ledges (non-load bearing) are excluded from strata area. The plans are subjected to change as may be required by relevant authorities. All areas and measurements stated herein as approximate and subject to final survey.

KEY PLAN IS NOT TO SCALE



3-BEDROOM PREMIUM + STUDY

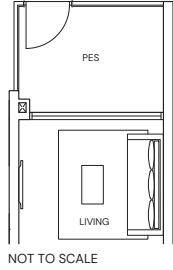
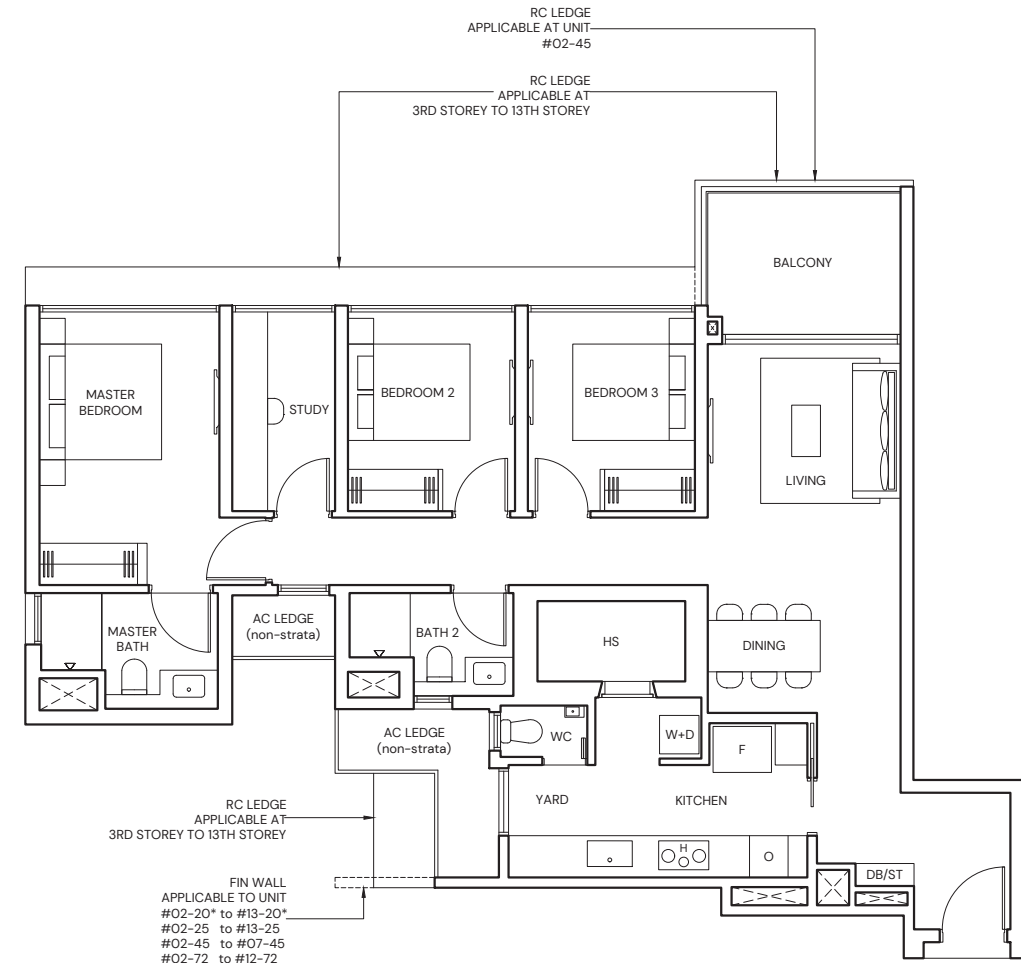
TYPE CPS2
108 sqm / 1163 sqft

BLK 1 #03-04* to #12-04*
BLK 3 #02-20* to #13-20*

BLK 5 #02-25 to #13-25
BLK 9 #02-45 to #07-45
BLK 15 #02-72 to #12-72

TYPE CPS2(p)
108 sqm / 1163 sqft

BLK 1 #02-04*

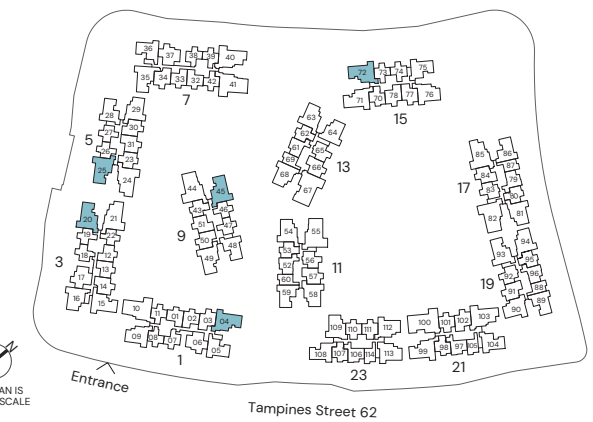


* Mirrored Unit



Area includes Private Enclosed Space (PES) or Balcony, where applicable. All AC ledges and RC ledges (non-load bearing) are excluded from strata area. The plans are subjected to change as may be required by relevant authorities. All areas and measurements stated herein as approximate and subject to final survey.

KEY PLAN IS NOT TO SCALE



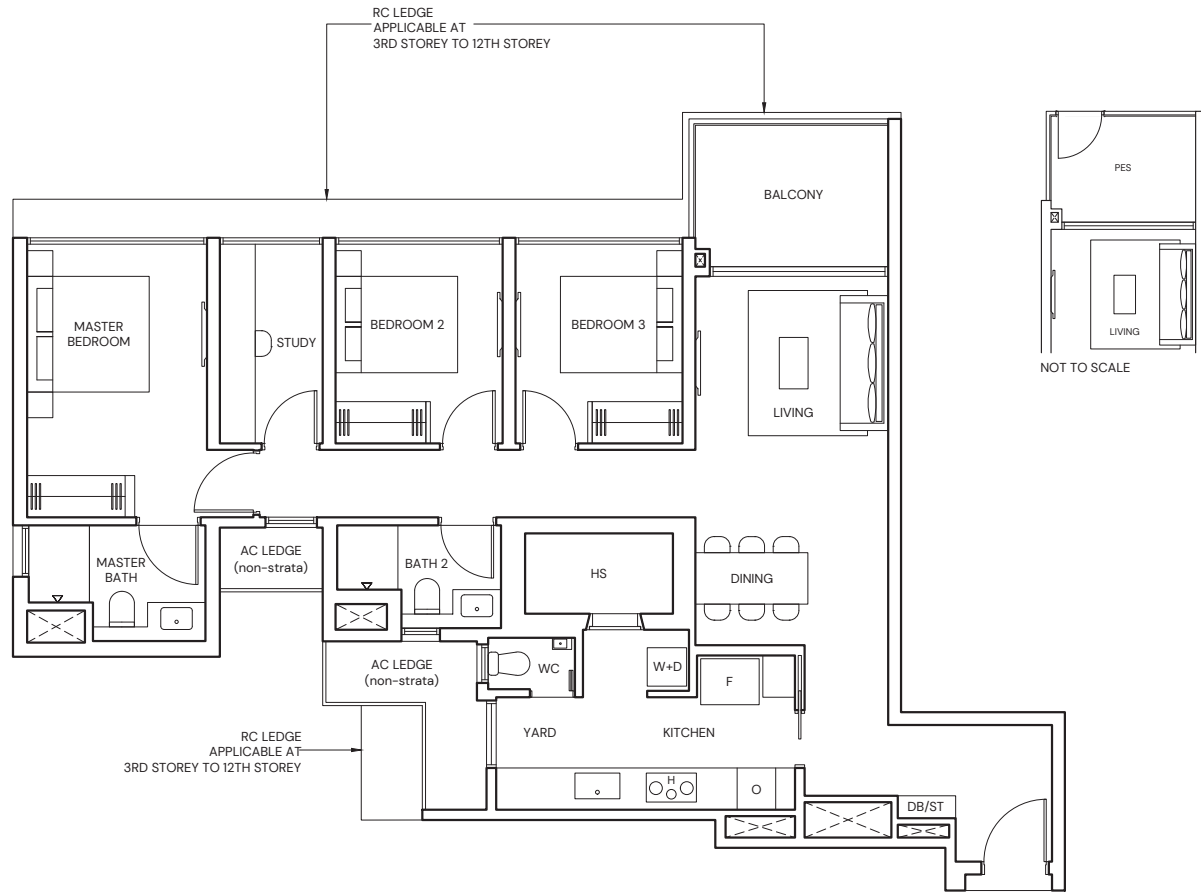
3-BEDROOM PREMIUM + STUDY

TYPE CPS3
109 sqm / 1173 sqft

BLK 9 #03-49 to #08-49
BLK 15 #03-71* to #12-71*

TYPE CPS3(p)
109 sqm / 1173 sqft

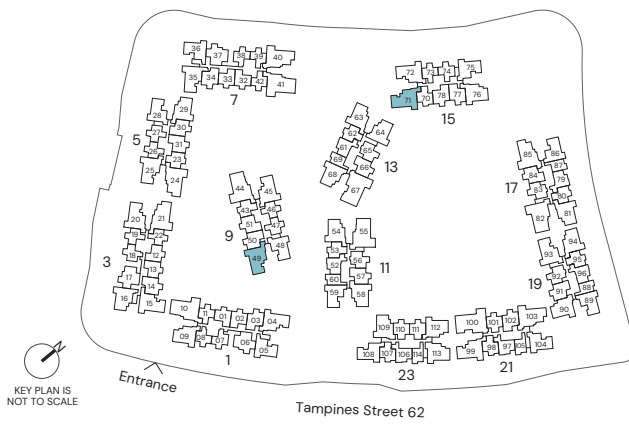
BLK 9 #02-49
BLK 15 #02-71*



* Mirrored Unit



Area includes Private Enclosed Space (PES) or Balcony, where applicable. All AC ledges and RC ledges (non-load bearing) are excluded from strata area. The plans are subjected to change as may be required by relevant authorities. All areas and measurements stated herein as approximate and subject to final survey.

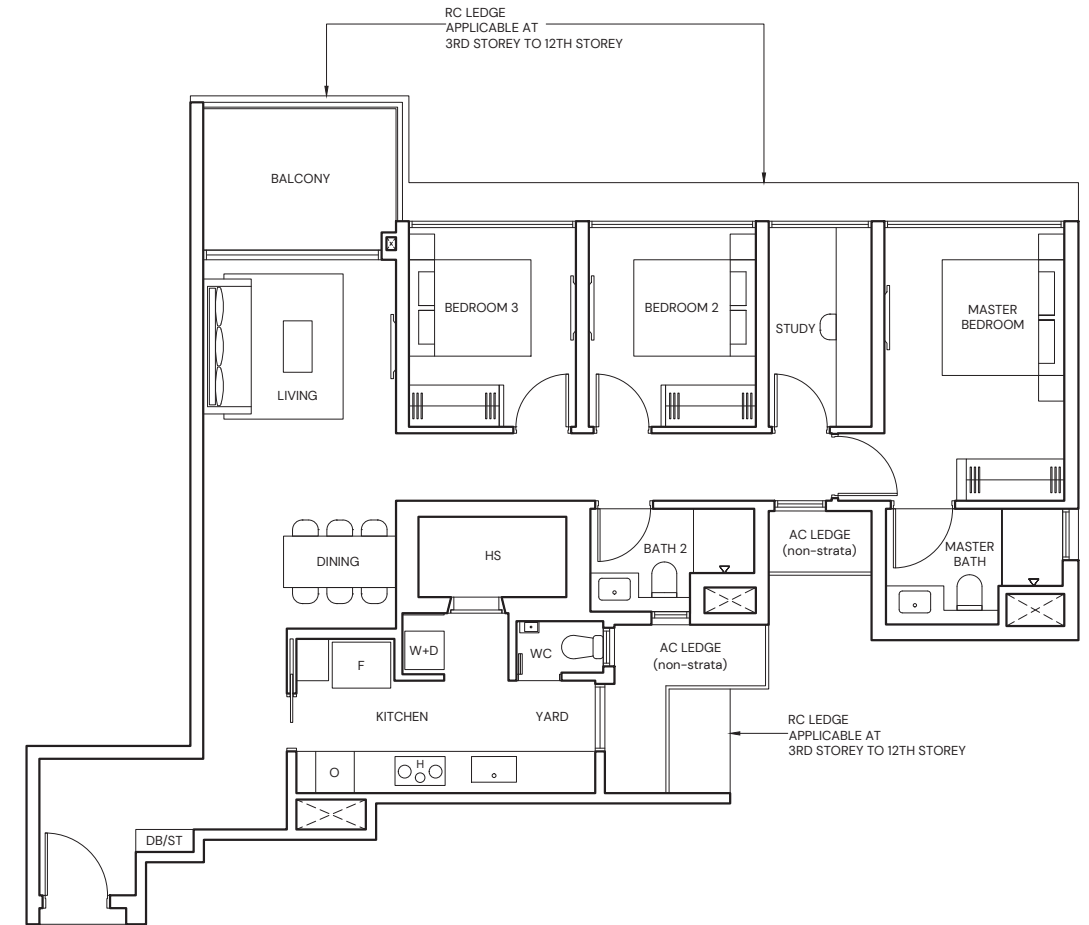


KEY PLAN IS NOT TO SCALE

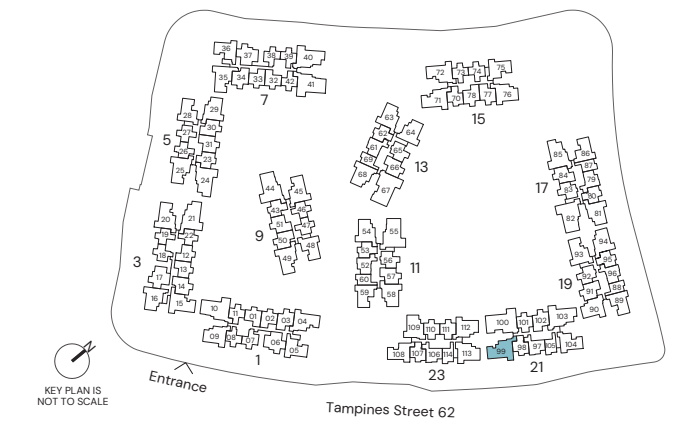
3-BEDROOM PREMIUM + STUDY

TYPE CPS4
110 sqm / 1184 sqft

BLK 21 #02-99 to #12-99



Area includes Private Enclosed Space (PES) or Balcony, where applicable. All AC ledges and RC ledges (non-load bearing) are excluded from strata area. The plans are subjected to change as may be required by relevant authorities. All areas and measurements stated herein as approximate and subject to final survey.



KEY PLAN IS NOT TO SCALE

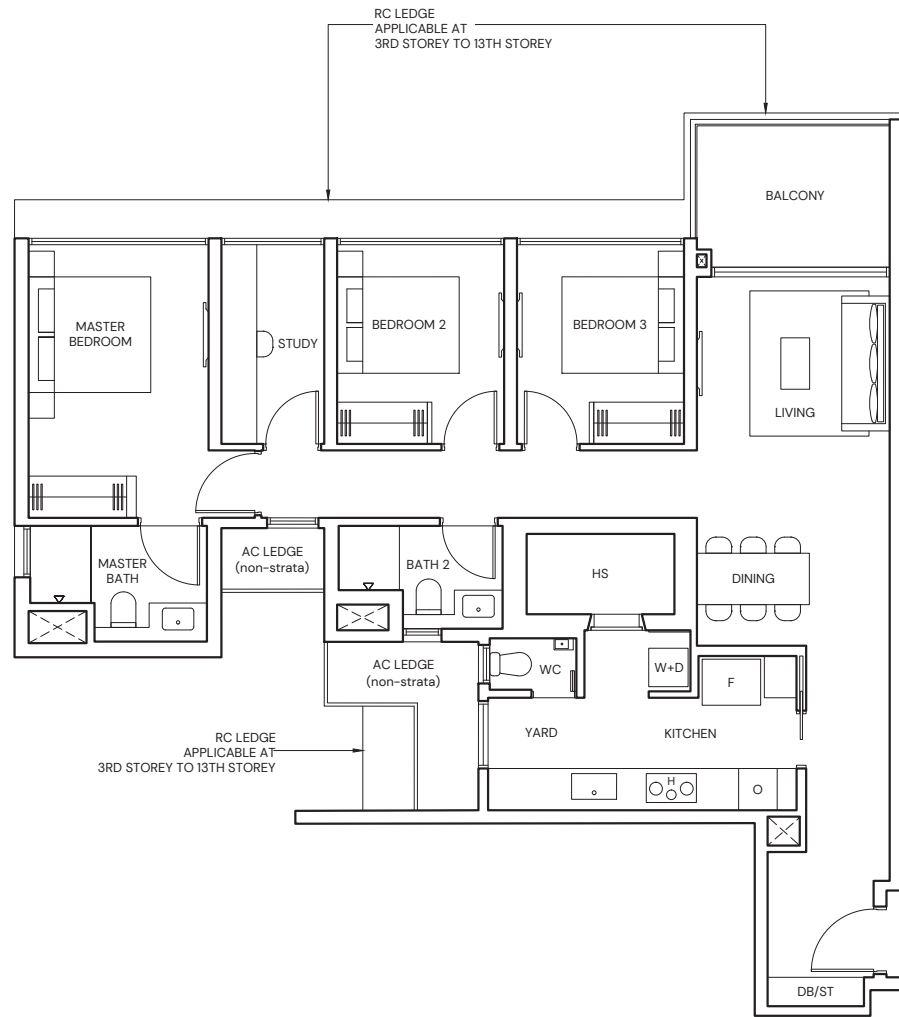
3-BEDROOM PREMIUM + STUDY

TYPE CPS5


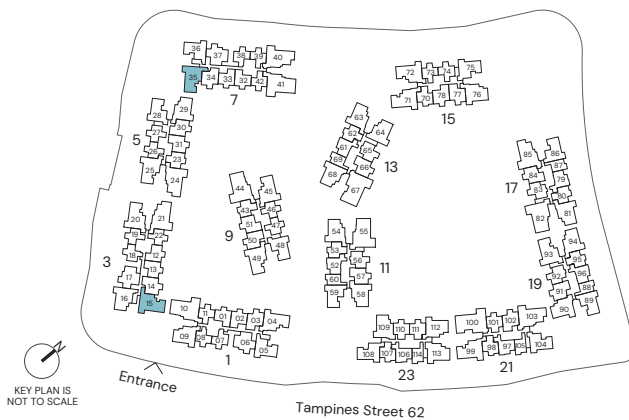
110 sqm / 1184 sqft

BLK 3 #02-15 to #13-15

BLK 7 #02-35 to #12-35



Area includes Private Enclosed Space (PES) or Balcony, where applicable. All AC ledges and RC ledges (non-load bearing) are excluded from strata area. The plans are subjected to change as may be required by relevant authorities. All areas and measurements stated herein as approximate and subject to final survey.



FOR ILLUSTRATION ONLY

4-BEDROOM

TYPE D1

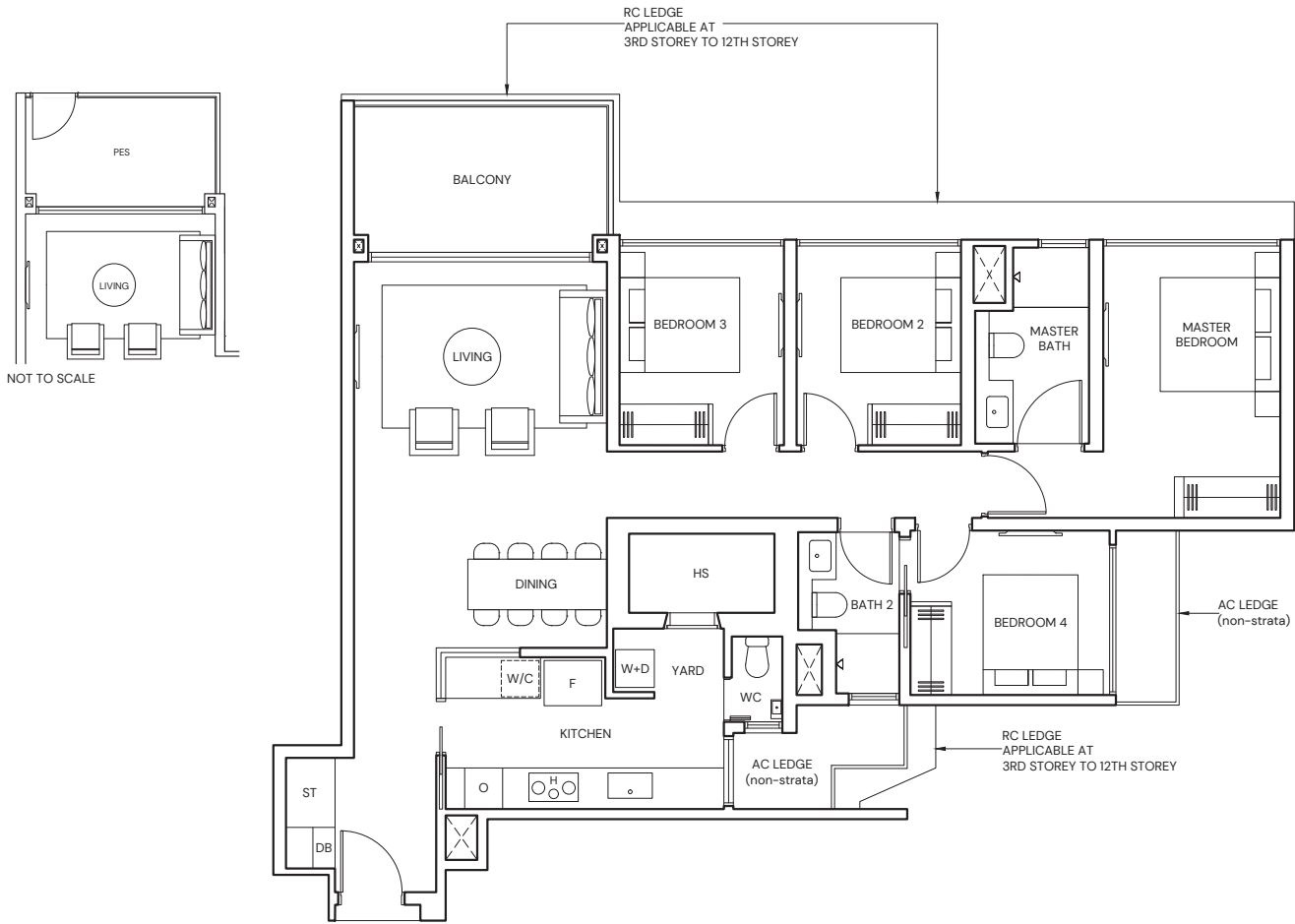
124 sqm / 1335 sqft

BLK 21 #03-103 to #12-103

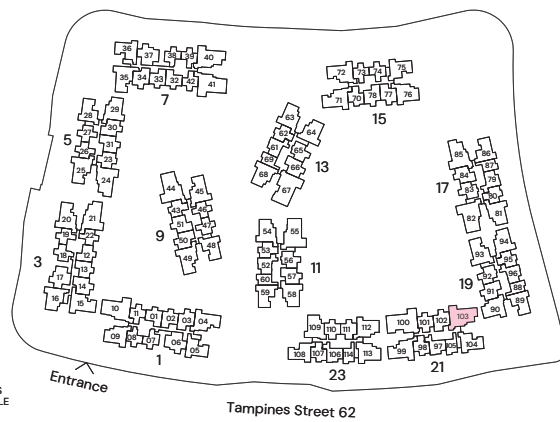
TYPE D1(p)

124 sqm / 1335 sqft

BLK 21 #02-103



Area includes Private Enclosed Space (PES) or Balcony, where applicable. All AC ledges and RC ledges (non-load bearing) are excluded from strata area. The plans are subjected to change as may be required by relevant authorities. All areas and measurements stated herein as approximate and subject to final survey.



4-BEDROOM

TYPE D2

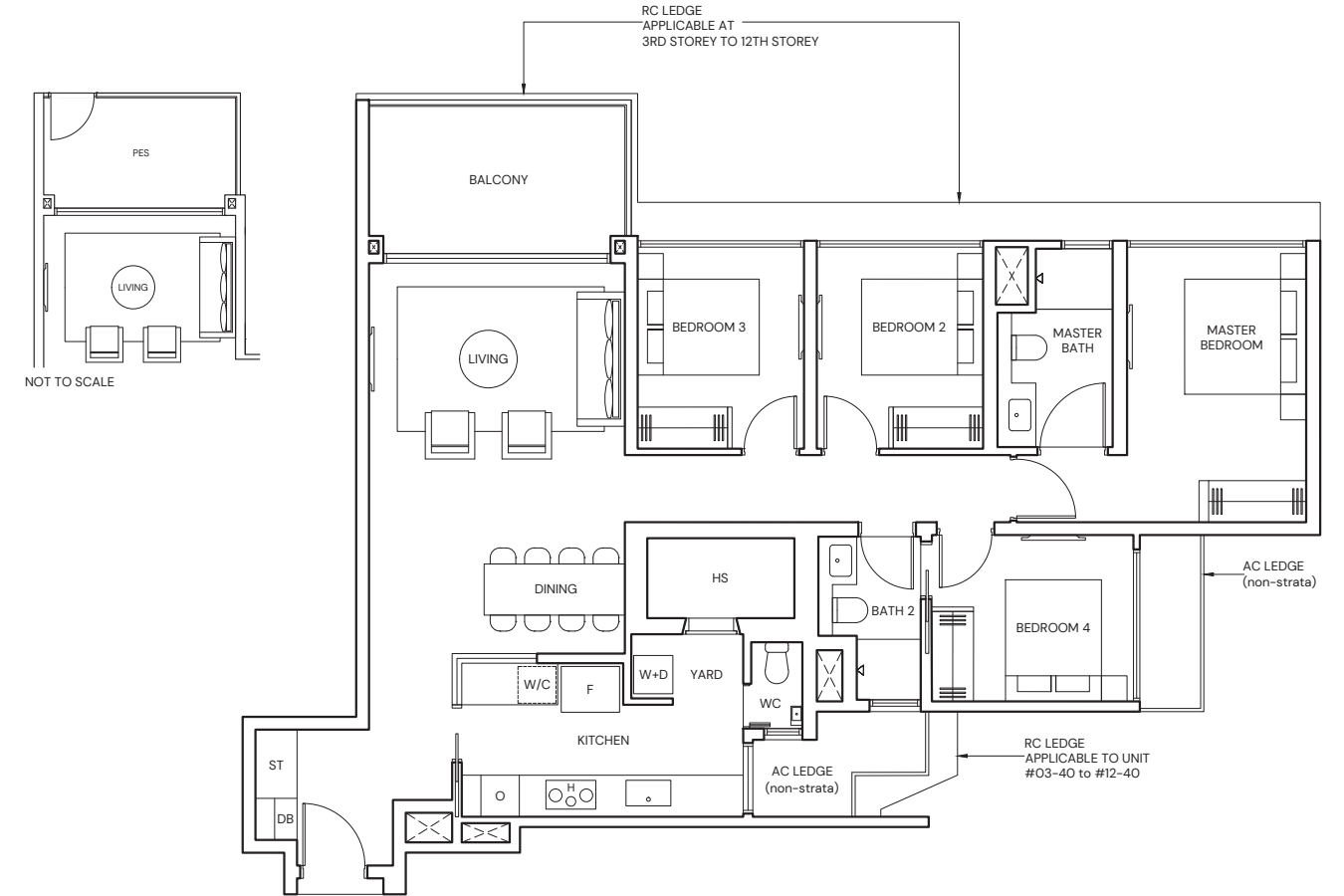
124 sqm / 1335 sqft

BLK 7 #02-40 to #12-40
BLK 17 #03-85 to #12-85

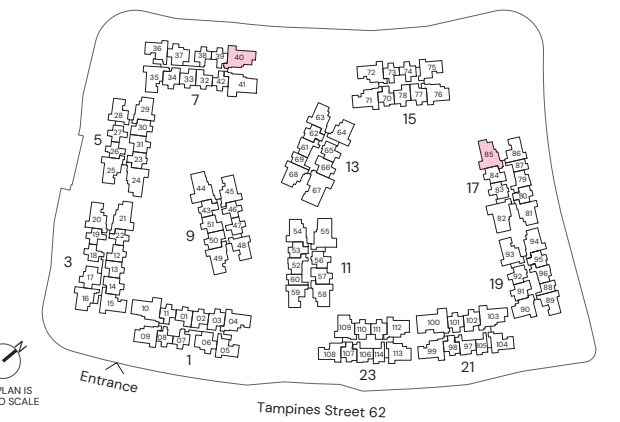
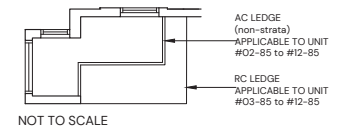
TYPE D2(p)

124 sqm / 1335 sqft

BLK 17 #02-85



Area includes Private Enclosed Space (PES) or Balcony, where applicable. All AC ledges and RC ledges (non-load bearing) are excluded from strata area. The plans are subjected to change as may be required by relevant authorities. All areas and measurements stated herein as approximate and subject to final survey.



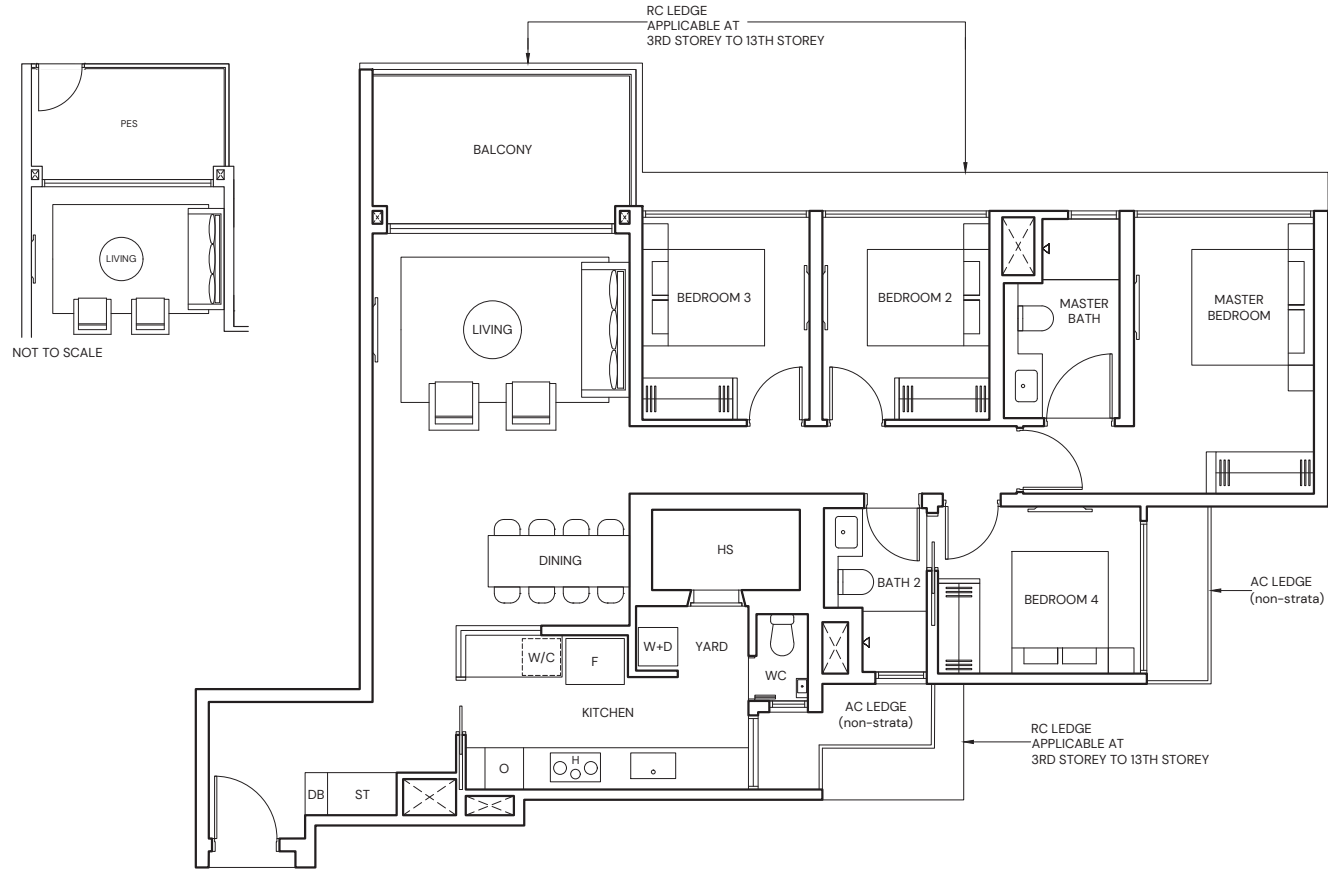
4-BEDROOM

TYPE D3
125 sqm / 1345 sqft

BLK 5 #03-24 to #13-24

TYPE D3(p)
125 sqm / 1345 sqft

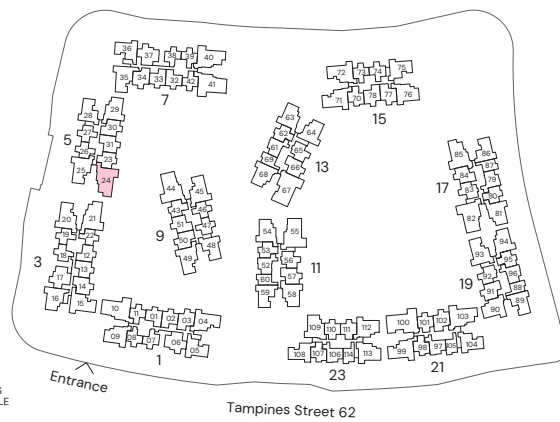
BLK 5 #02-24



NOT TO SCALE



Area includes Private Enclosed Space (PES) or Balcony, where applicable. All AC ledges and RC ledges (non-load bearing) are excluded from strata area. The plans are subjected to change as may be required by relevant authorities. All areas and measurements stated herein as approximate and subject to final survey.



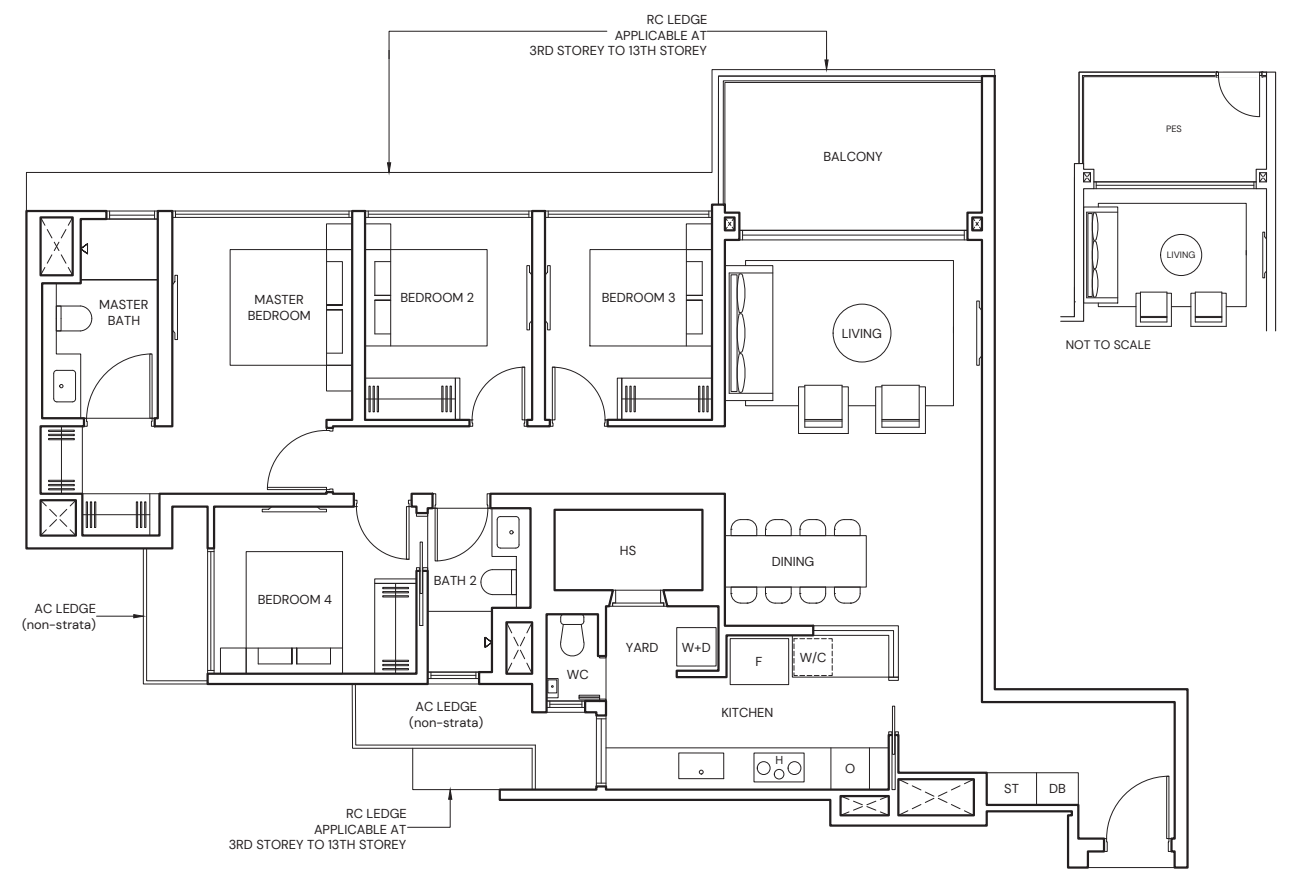
4-BEDROOM

TYPE D4
126 sqm / 1356 sqft

BLK 3 #03-21 to #13-21

TYPE D4(p)
126 sqm / 1356 sqft

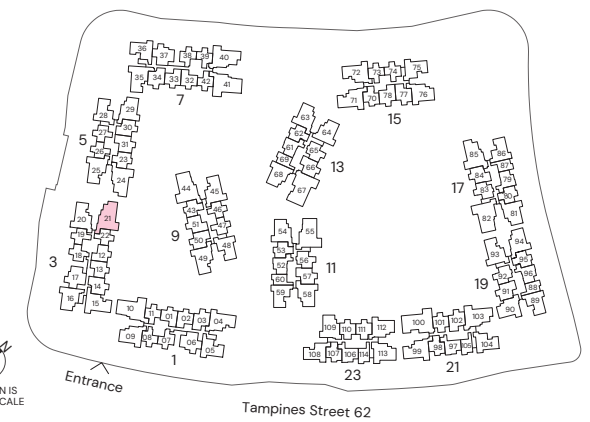
BLK 3 #02-21



NOT TO SCALE



Area includes Private Enclosed Space (PES) or Balcony, where applicable. All AC ledges and RC ledges (non-load bearing) are excluded from strata area. The plans are subjected to change as may be required by relevant authorities. All areas and measurements stated herein as approximate and subject to final survey.



4-BEDROOM PREMIUM

TYPE DP1

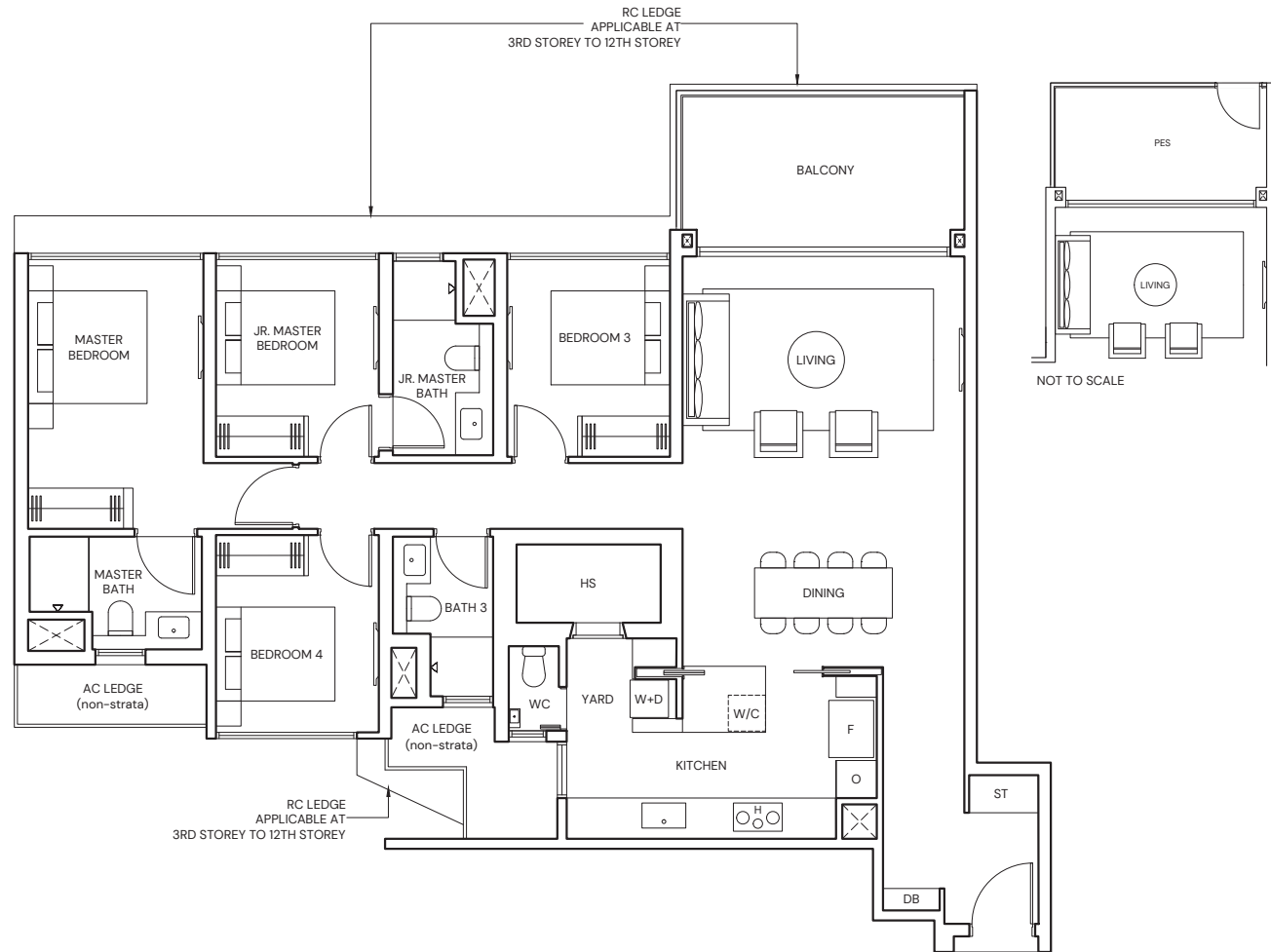
138 sqm / 1485 sqft

BLK 11 #03-55 to #08-55
BLK 17 #03-82 to #12-82

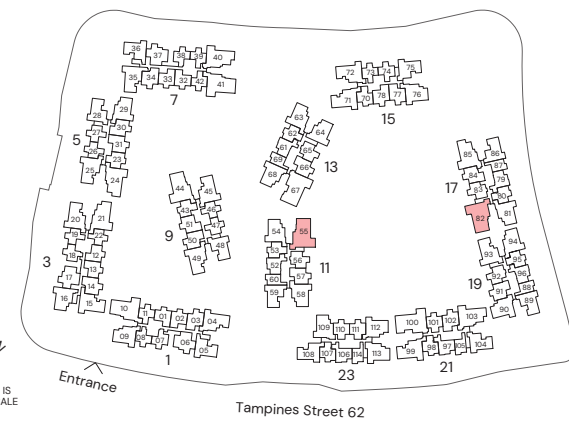
TYPE DP1(p)

138 sqm / 1485 sqft

BLK 11 #02-55
BLK 17 #02-82



Area includes Private Enclosed Space (PES) or Balcony, where applicable. All AC ledges and RC ledges (non-load bearing) are excluded from strata area. The plans are subjected to change as may be required by relevant authorities. All areas and measurements stated herein as approximate and subject to final survey.



4-BEDROOM PREMIUM

TYPE DP2

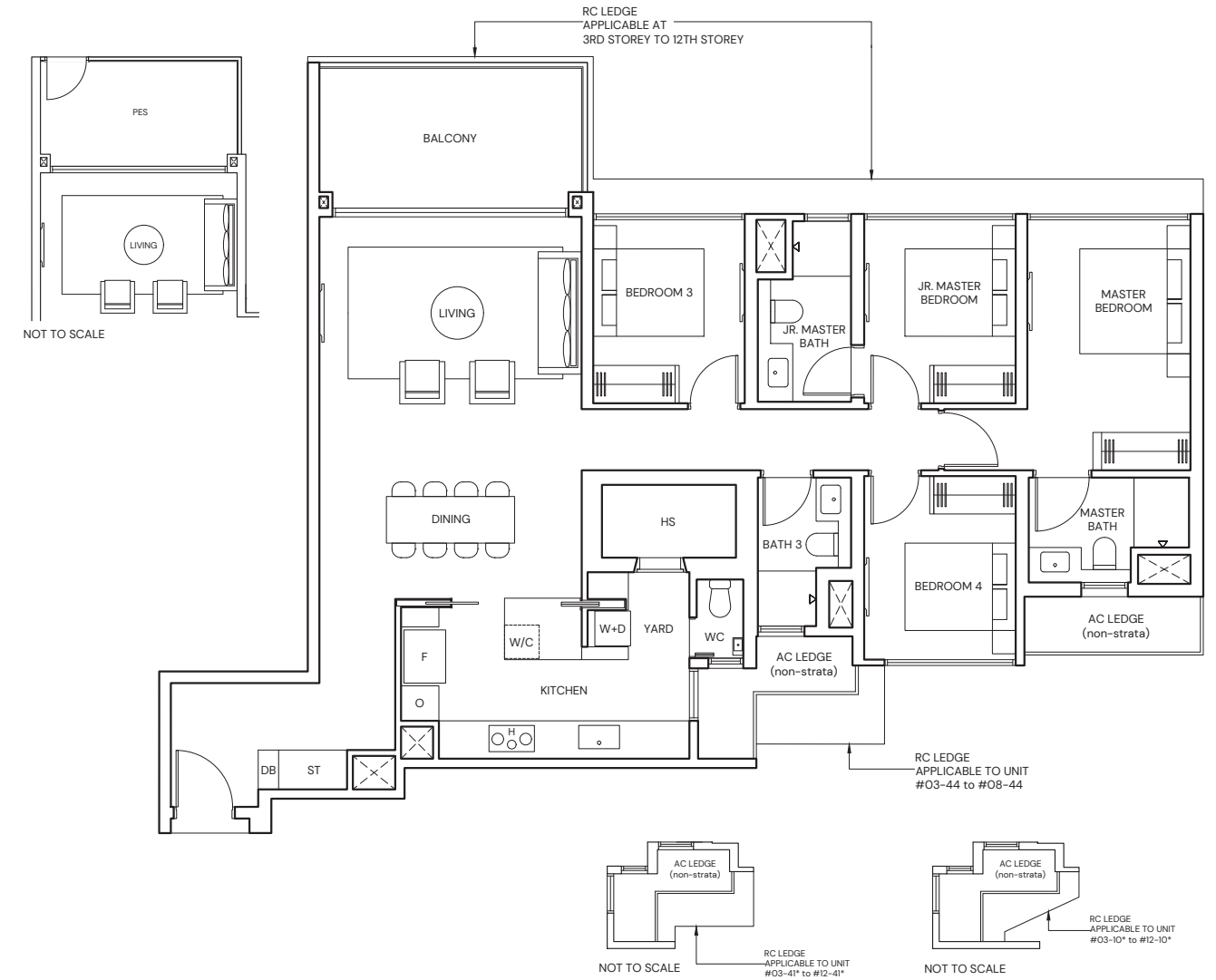
139 sqm / 1496 sqft

BLK 1 #03-10* to #12-10*
BLK 7 #03-41* to #12-41*
BLK 9 #03-44 to #08-44

TYPE DP2(p)

139 sqm / 1496 sqft

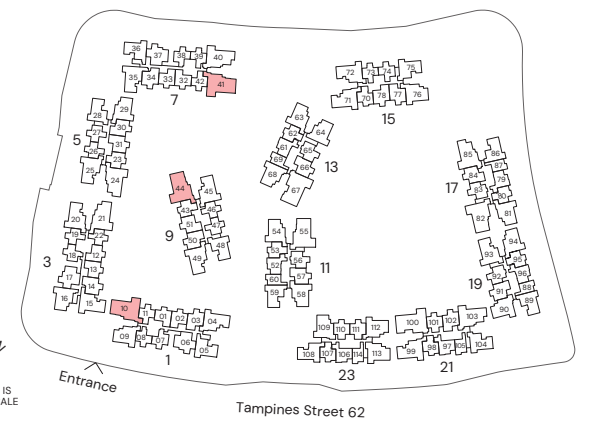
BLK 1 #02-10*
BLK 7 #02-41*
BLK 9 #02-44




* Mirrored Unit



Area includes Private Enclosed Space (PES) or Balcony, where applicable. All AC ledges and RC ledges (non-load bearing) are excluded from strata area. The plans are subjected to change as may be required by relevant authorities. All areas and measurements stated herein as approximate and subject to final survey.





FOR ILLUSTRATION ONLY

5-BEDROOM PREMIUM

TYPE E1

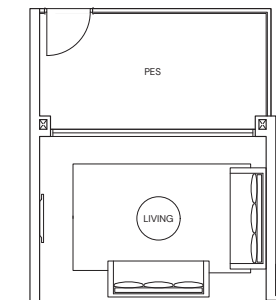
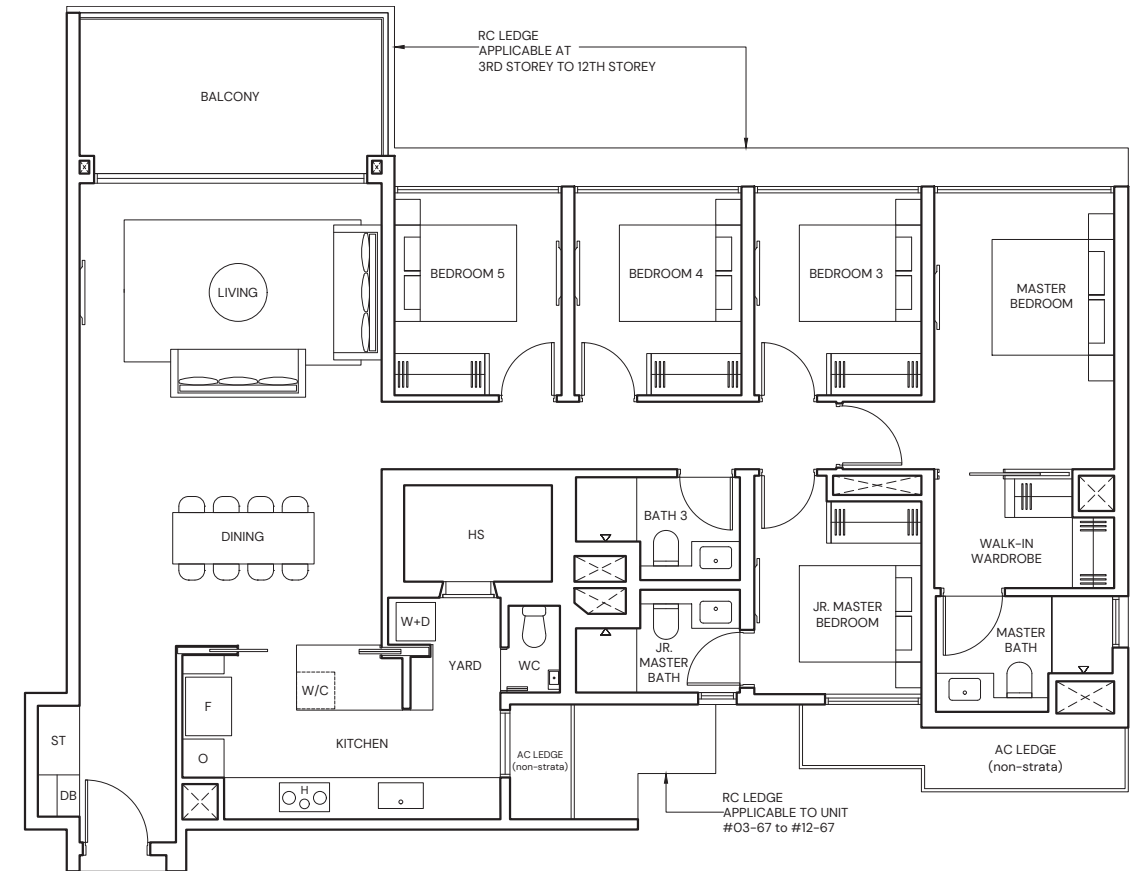
156 sqm / 1679 sqft

BLK 13 #03-67 to #12-67
BLK 21 #03-100* to #12-100*

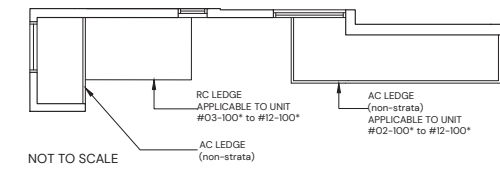
TYPE E1(p)

156 sqm / 1679 sqft

BLK 13 #02-67
BLK 21 #02-100*



NOT TO SCALE

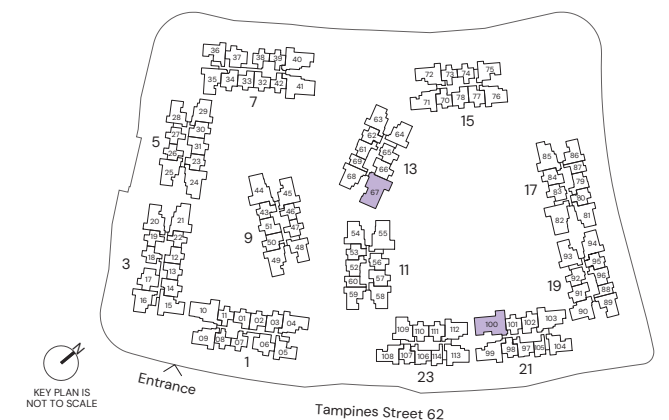


NOT TO SCALE

* Mirrored Unit



Area includes Private Enclosed Space (PES) or Balcony, where applicable. All AC ledges and RC ledges (non-load bearing) are excluded from strata area. The plans are subjected to change as may be required by relevant authorities. All areas and measurements stated herein as approximate and subject to final survey.



KEY PLAN IS NOT TO SCALE

A PREMIUM DEVELOPMENT BY



CapitaLand Development (CLD) is the development arm of CapitaLand Group, with a portfolio worth S\$21.3 billion as at 30 June 2024. Focusing on its core markets of Singapore, China and Vietnam, CLD's well-established real estate development capabilities span across various asset classes, including integrated developments, retail, office, lodging, residential, business parks, industrial, logistics and data centres. Its strong expertise in master planning, land development and project execution has won numerous accolades including the Building and Construction Authority Quality Excellence Award and FIABCI Prix d'Excellence Award.

CLD aspires to be a developer of choice that goes beyond real estate development to enrich lives and uplift communities. It is committed to continue creating quality spaces for work, live and play in the communities in which it operates, through sustainable and innovative solutions.

As part of CapitaLand Group, CLD places sustainability at the core of what it does. As a responsible real estate company, CLD complements CapitaLand's businesses through its contributions to the environmental and social well-being of the communities where it operates, as it delivers long-term economic value to its stakeholders.

capitalanddevelopment.com



UOL Group Limited (UOL) is one of Singapore's leading public-listed property companies with total assets of about \$20 billion. The Company has a diversified portfolio of residential, commercial developments and investment properties, hotels and serviced suites in Asia, Oceania, Europe and North America. With a track record of 60 years, UOL strongly believes in delivering product excellence and quality service in all its business ventures. UOL, through its hotel subsidiary Pan Pacific Hotels Group Limited, owns three acclaimed brands namely Pan Pacific, PARKROYAL COLLECTION and PARKROYAL. The Company's Singapore-listed property subsidiary, Singapore Land Group Limited, owns an extensive portfolio of prime commercial assets and hotels in Singapore.

uol.com.sg



Singapore Land Group Limited (SingLand) is a premier real estate company listed since 1971. Working across a diverse portfolio of real estate including commercial offices, residential and retail properties and hotels, SingLand takes a holistic approach to development. SingLand's residential portfolio is made up of a stellar cast of properties including Mon Jervois and V on Shenton while its commercial assets include some of Singapore's best-known commercial and retail landmarks such as UIC Building, Singapore Land Tower, The Gateway and Marina Square. From setting benchmarks to building landmarks, SingLand's residential and commercial portfolios represent its dedication to creative excellence and ambition to create inclusive and sustainable environments that elevate communities towards a better future.

singaporeland.com

FOR ENQUIRIES AND APPOINTMENT

Huttons

SINGAPORE'S LARGEST PRIVATE REAL ESTATE AGENCY

Developer: Topaz Residential Pte. Ltd. (202324709C) & Topaz Commercial Pte. Ltd. (202324713H) **Vendor:** Topaz Residential Pte. Ltd. **Housing Developer's License Number:** C1513 **Tenure Of Land:** 99 Years Commencing From 09 October 2023 **Encumbrances:** Caveat IJ/126176T In Favour Of DBS Bank Ltd. **Expected Date Of NOVP:** 30 June 2030 **Expected Date Of Legal Completion:** 30 June 2033 **Lot & Mukim Number:** Lot 03326X MK29 At Tampines Avenue 11

Disclaimer: While every reasonable care has been taken in preparing this brochure and in constructing the models and showflats, the developer and the marketing agent cannot be held responsible for any inaccuracies or omissions. Visual representations, models, showflat displays and illustrations, photographs, art renderings and other graphic representations and references are intended to portray only artistic impressions of the development and cannot be regarded as representation of fact. Floor areas are approximate measurements and subject to final survey. The property is subject to inspection by the relevant authorities to comply with the current codes of practice. All information, specifications, renderings, visual representations and plans are current at the time of publication and are subject to change as may be required by us and/or the competent authorities and shall not be regarded as statements or representations of facts.

All plans are subject to amendments as directed and/or approved by the building authorities. All areas are approximate measurements only and subject to final survey. The Sales and Purchase Agreement shall form the entire agreement between us, the Developer and the Purchaser and shall supersede all statements, representations or promises made prior to the signing of the Sale and Purchase Agreement and shall in no way be modified by any statements, representations or promises made by us or the Marketing Agent.



PARK
TOWN
RESIDENCE

ARTIST'S IMPRESSION

